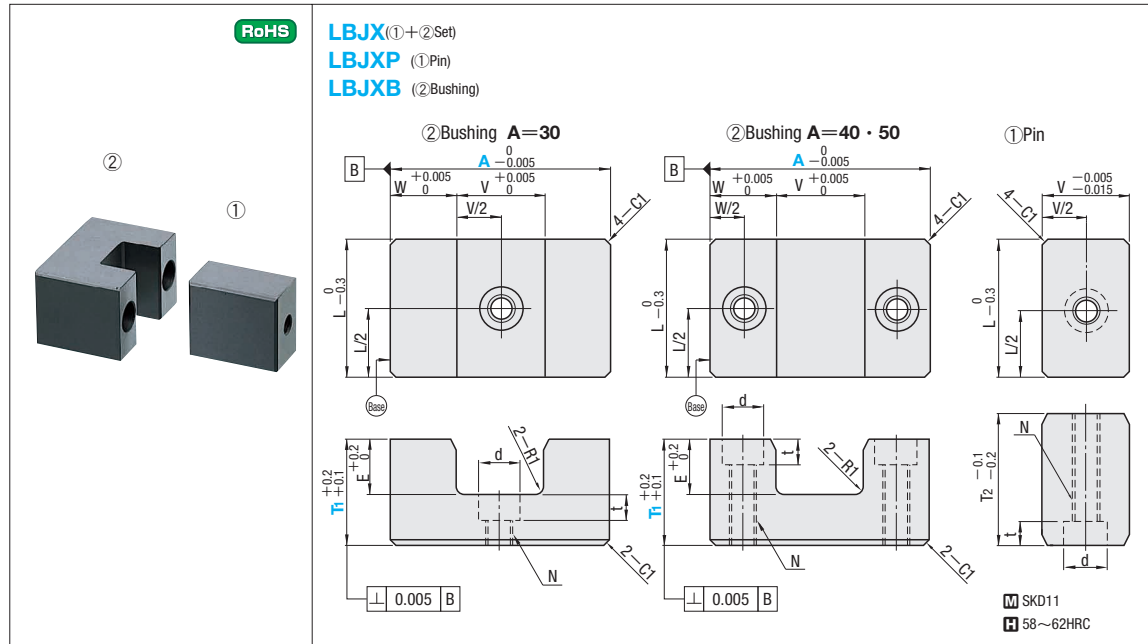


# POSITIONING BLOCK SETS

—STRAIGHT TYPE—

# SIDE COTTER BLOCK

⚠ Non JIS material definition is listed on P.1351 - 1352



W	V	E	T <sub>2</sub>	d	t	Installation bolts	Tap N	L	Part Number		U/Price 1~9	
									Type	A	T <sub>1</sub>	LBJX (①+② Set)
9	12	6	18	8	4.5	M4	M5	20	LBJX (①+② Set)	30	14	
12	16	10	25					25	LBJXB (② Bushing)	40	19	Quotation
											24	
15	20	15	35	11	6.5	M6	M8	30			29	
											34	

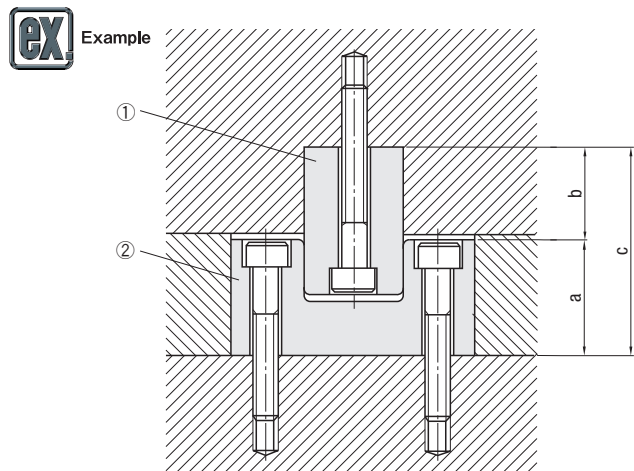
  

Part Number		U/Price 1~9
Type	A	LBJXP (① Pin)
LBJXP (① Pin)	30	Quotation
	40	
	50	

**Order** Part Number — T<sub>1</sub>  
 LBJX 40 — 19  
 LBJXP30 — 19  
 LBJXB50 — 29

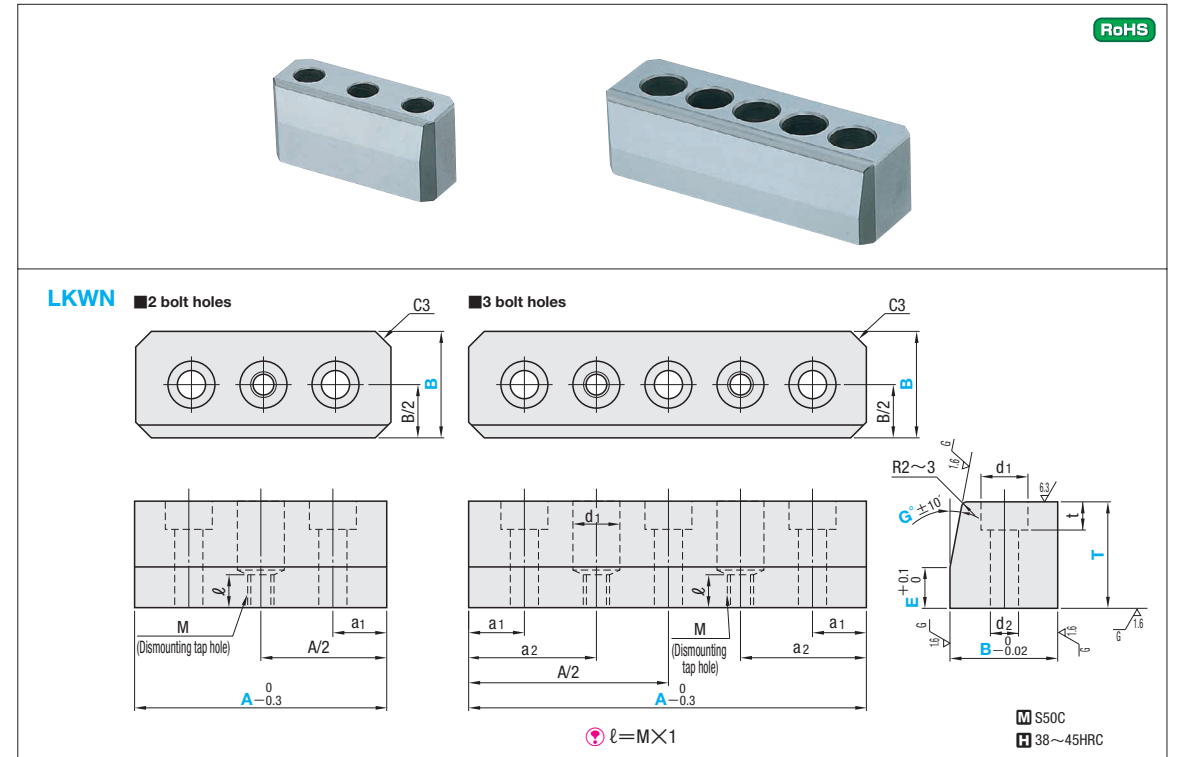
**P** Price **Quotation**

**Days to Ship** **Quotation**

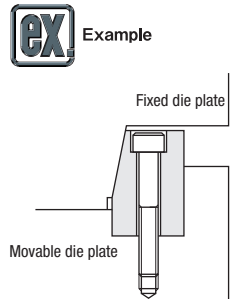


Part Number	T <sub>1</sub>	a	b	c
LBJX	30-14	14	13	27
	30-19	19		32
	40-19	24	16	35
	40-24	24		40
	50-29	29	21	50
	50-34	34		55

• ②(Bushing) in LBJX30 and LBJXB30 are to be installed by one bolt.



M	d <sub>1</sub>	d <sub>2</sub>	t	a <sub>1</sub>	a <sub>2</sub>	No. of bolt holes	Part Number		T	A	E	G°	U/Price 1~9 pcs.
							Type	B					
M 6	11	6.6	6.5	10	25	3	LBKWN	20	14	60	5	5	Quotation
									29	80			
									39	100			
M 5	9.5	5.5	6	—	—	—	LBKWN	25	29	60 80 100	15	15	Quotation
									29	80 100			
									39	100			
M 8	14	8.6	8.6	15	32.5	3	LBKWN	30	29	100	10	15	Quotation
									29	150			
									39	200			
M 10	18	11	11	20	47.5	3	LBKWN	40	39	100	15	10	Quotation
									29	150			
									39	200			
M 12	20	13	13	20	47.5	3	LBKWN	50	44	100	20	20	Quotation
									29	150			
									39	200			



**Order** Part Number — T — A — E — G  
 LKWN30 — 29 — A100 — E15 — G5

**P** Price **Quotation**

**Days to Ship** **Quotation**

**Alterations** Part Number — T — A — E — G — (GC)  
 LKWN 30 — 29 — A100 — E15 — G5 — GC

Alteration	Code	Spec.	1Code
	GC	Tapers on both side (in angle G against B dimension).	Quotation