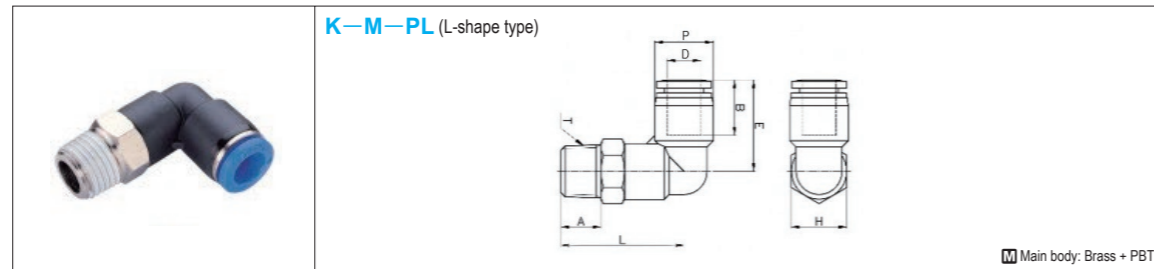


# ONE-TOUCH FITTINGS

-L-SHAPE TYPE (HEAT RESISTANCE 60°C)-



**K-M-PL** (L-shape type)

Main body: Brass + PBT

| Max. pressure<br>MPa (kgf/cm <sup>2</sup> ) | Usable<br>temp. range | D    | P     | T      | L     | E    | A    | B    | H     | Part Number   |       | Unit Price       |       |
|---|-----------------------|------|-------|--------|-------|------|------|------|-------|---------------|-------|------------------|-------|
|   |                       |      |       |        |       |      |      |      |       | Type          | No.   |                  |       |
| 0.99 (9.9)                                  | 32-140°F/<br>0-60°C   | 4    | 10.5  | M5*0.8 | 20.5  | 18.5 | 4.0  | 14.8 | 10    | <b>K-M-PL</b> | 04-M5 | <b>Quotation</b> |       |
|   |                       |      |       | R 1/8  | 24.5  |      | 8.0  |      |       |               | 04-01 |                  |       |
|   |                       |      |       | R 1/4  | 26.5  |      | 10.0 |      |       |               | 04-02 |                  |       |
|   |                       |      |       | R 3/8  | 27.5  |      | 11.0 |      |       |               | 04-03 |                  |       |
|   |                       | 6    | 12.5  | M5*0.8 | 22.5  | 20.3 | 4.0  | 16.4 | 12    |               | 06-M5 |                  |       |
|   |                       |      |       | R 1/8  | 26.5  |      | 8.0  |      |       |               | 06-01 |                  |       |
|   |                       |      |       | R 1/4  | 29.5  |      | 10.0 |      |       |               | 06-02 |                  |       |
|   |                       |      |       | R 3/8  | 30.5  |      | 11.0 |      |       |               | 06-03 |                  |       |
|   |                       | 8    | 14.8  | 14.8   | R 1/2 | 33.5 | 22.9 | 14.0 | 18.3  |               | 14    |                  | 06-04 |
|   |                       |      |       |        | R 1/8 | 28.0 |      | 8.0  |       |               |       |                  | 08-01 |
|   |                       |      |       |        | R 1/4 | 31.0 |      | 10.0 |       |               |       |                  | 08-02 |
|   |                       |      |       |        | R 3/8 | 32.0 |      | 11.0 |       |               |       |                  | 08-03 |
|   |                       | 10   | 17.5  | 17.5   | R 1/2 | 35.0 | 24.6 | 14.0 | 20.2  |               | 17    |                  | 08-04 |
|   |                       |      |       |        | R 1/8 | 28.5 |      | 8.0  |       |               |       |                  | 10-01 |
|   |                       |      |       |        | R 1/4 | 31.5 |      | 10.0 |       |               |       |                  | 10-02 |
|   |                       |      |       |        | R 3/8 | 32.5 |      | 11.0 |       |               |       |                  | 10-03 |
|   |                       | 12   | 20.5  | 20.5   | R 1/2 | 35.5 | 28.7 | 14.0 | 22.9  |               | 19    |                  | 10-04 |
|   |                       |      |       |        | R 1/8 | 32.4 |      | 8.0  |       |               |       |                  | 12-01 |
|   |                       |      |       |        | R 1/4 | 34.4 |      | 10.0 |       |               |       |                  | 12-02 |
|   |                       |      |       |        | R 3/8 | 35.4 |      | 11.0 |       |               |       |                  | 12-03 |
|   |                       | 14   | 23    | 23     | R 1/2 | 38.4 | 31.4 | 14.0 | 23.7  |               | 22    |                  | 12-04 |
|   |                       |      |       |        | R 3/8 | 38.0 |      | 11.0 |       |               |       |                  | 14-03 |
|   |                       |      |       |        | R 1/2 | 41.0 |      | 12.0 |       |               |       |                  | 14-04 |
|   |                       |      |       |        | R 3/8 | 42.8 |      | 11.0 |       |               |       |                  | 16-03 |
| 16  | 25.5                  | 25.5 | R 1/2 | 45.8   | 32.8  | 14.0 | 24.1 | 24   | 16-04 |               |       |                  |       |



Order

Part Number

K-M-PL04-M5



Days to Ship

**Quotation**

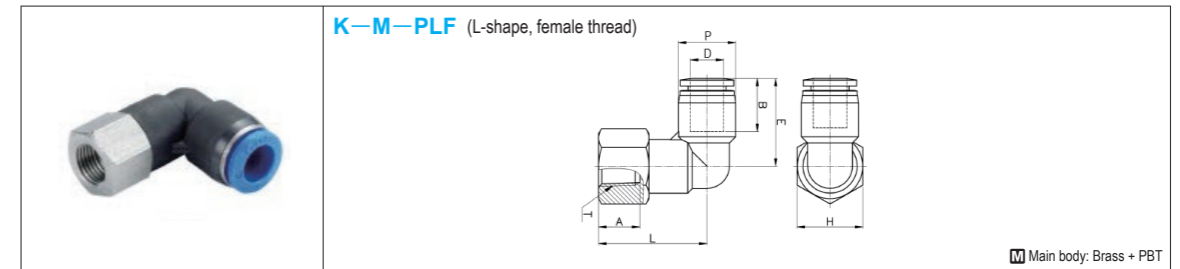


Price

**Quotation**

# ONE-TOUCH FITTINGS

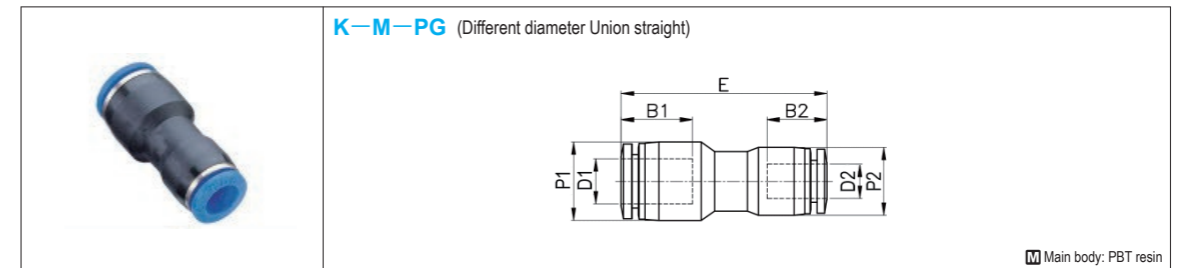
-L-SHAPE FEMALE THREAD / DIFFERENT DIAMETER UNION STRAIGHT (HEAT RESISTANCE 60°C)-



**K-M-PLF** (L-shape, female thread)

Main body: Brass + PBT

| Max. pressure<br>MPa (kgf/cm <sup>2</sup> ) | Usable<br>temp. range | D  | P    | T     | L     | E    | A    | B    | H    | Part Number    |       | Unit Price       |       |
|---|-----------------------|----|------|-------|-------|------|------|------|------|----------------|-------|------------------|-------|
|   |                       |    |      |       |       |      |      |      |      | Type           | No.   |                  |       |
| 0.99 (9.9)                                  | 32-140°F/<br>0-60°C   | 4  | 10.5 | R 1/8 | 22.5  | 18.5 | 9    | 14.8 | 14   | <b>K-M-PLF</b> | 04-01 | <b>Quotation</b> |       |
|   |                       |    |      | R 1/4 | 24.5  |      | 11   |      |      |                | 04-02 |                  |       |
|   |                       |    |      | R 1/8 | 24.5  |      | 9    |      |      |                | 06-01 |                  |       |
|   |                       |    |      | R 3/8 | 27.5  |      | 12   |      |      |                | 06-02 |                  |       |
|   |                       | 6  | 12.5 | 12.5  | R 1/4 | 26.5 | 20.3 | 11   | 16.4 |                | 17    |                  | 06-03 |
|   |                       |    |      |       | R 3/8 | 27.5 |      | 12   |      |                |       |                  | 06-04 |
|   |                       |    |      |       | R 1/8 | 26   |      | 9    |      |                |       |                  | 08-01 |
|   |                       |    |      |       | R 1/4 | 28   |      | 11   |      |                |       |                  | 08-02 |
|   |                       | 8  | 14.8 | 14.8  | R 3/8 | 29   | 22.9 | 12   | 18.3 |                | 22    |                  | 08-03 |
|   |                       |    |      |       | R 1/2 | 31   |      | 14   |      |                |       |                  | 08-04 |
|   |                       |    |      |       | R 1/4 | 28.5 |      | 11   |      |                |       |                  | 10-02 |
|   |                       |    |      |       | R 3/8 | 29.5 |      | 12   |      |                |       |                  | 10-03 |
|   |                       | 10 | 17.5 | 17.5  | R 1/2 | 31.5 | 24.6 | 14   | 20.2 |                | 24    |                  | 10-04 |
|   |                       |    |      |       | R 1/4 | 31.4 |      | 11   |      |                |       |                  | 12-02 |
|   |                       |    |      |       | R 3/8 | 32.4 |      | 12   |      |                |       |                  | 12-03 |
|   |                       |    |      |       | R 1/2 | 34.4 |      | 14   |      |                |       |                  | 12-04 |
|   |                       | 12 | 20.5 | 20.5  | R 1/4 | 31.4 | 28.7 | 11   | 22.9 |                | 19    |                  | 14-03 |
|   |                       |    |      |       | R 3/8 | 32.4 |      | 12   |      |                |       |                  | 14-04 |
|   |                       |    |      |       | R 1/2 | 34.4 |      | 14   |      |                |       |                  | 16-03 |
|   |                       |    |      |       | R 1/2 | 34.4 |      | 14   |      |                |       |                  | 16-04 |



**K-M-PG** (Different diameter Union straight)

Main body: PBT resin

| Max. pressure<br>MPa (kgf/cm <sup>2</sup> ) | Usable<br>temp. range | D1 | D2 | P1   | P2   | E    | B1   | B2   | Part Number   |       | Unit Price       |
|---|-----------------------|----|----|------|------|------|------|------|---------------|-------|------------------|
|   |                       |    |    |      |      |      |      |      | Type          | No.   |                  |
| 0.99 (9.9)                                  | 32-140°F/<br>0-60°C   | 6  | 4  | 12.5 | 10.5 | 35   | 16.4 | 14.8 | <b>K-M-PG</b> | 06-04 | <b>Quotation</b> |
|   |                       |    |    | 14.8 |      | 38.1 | 18.3 |      |               | 08-04 |                  |
|   |                       | 8  | 6  | 14.5 | 12.5 | 37.6 | 18.3 | 16.4 |               | 08-06 |                  |
|   |                       |    |    | 17.5 |      | 39.9 | 20.2 |      |               | 10-06 |                  |
|   |                       | 10 | 8  | 14.5 | 14.5 | 40   | 22.9 | 18.3 |               | 10-08 |                  |
|   |                       |    |    | 20.5 |      | 45.5 |      |      |               | 22.9  |                  |
|   |                       | 12 | 10 | 14.8 | 17.5 | 43.9 | 20.2 | 20.2 |               | 12-10 |                  |
|   |                       |    |    | 20.5 |      | 49.4 |      |      |               | 23.7  |                  |
|   |                       | 14 | 12 | 23   | 20.5 | 49.9 | 24.1 | 22.9 |               | 16-10 |                  |
|   |                       |    |    | 25.5 |      | 49.9 |      |      |               | 24.1  |                  |



Order

Part Number

K-M-PLF04-01  
K-M-PG06-04



Days to Ship

**Quotation**



Price

**Quotation**