

Anchor Stands for Aluminum Extrusions

HFLANK6-3030
HFLANK8-4040

HFLANK6-3060
HFLANK8-4080

Type	Material	Surface Treatment
HFLANK	SS400	Trivalent Chromate
HFLANB		Black Oxide

Part Number	Extrusion (Series)	Mass (g)	Screw, Nut				HFLANK		HFLANB		
			Screw	Quantity	Nut	Quantity	Unit Price	Volume Discount Rate	Unit Price	Volume Discount Rate	
HFLANK6 HFLANB6	3030	HFS6-3030	380	CBM6-14	2	HNTTP6-6	2	1 ~ 9 pc(s)	10~50	1 ~ 9 pc(s)	10~50
HFLANK8 HFLANB8	4040	HFS8-4040	500	CBM8-18	2	HNTTP8-8	2				
	4080	HFS8-4040*, HFS8-4080	1000		4		4				

* When erecting 2 aluminum extrusions, reinforce the extrusions with sheet metal plates. (See app. example.)
 ⚠ Applicable screws and nuts are not included.

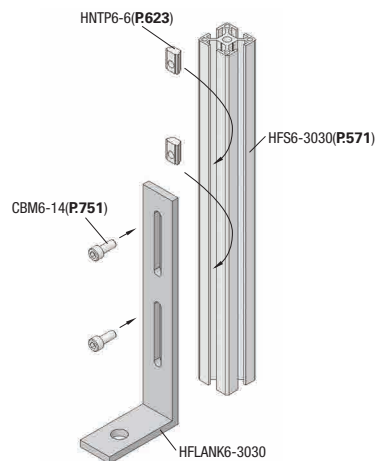
Ordering Example
 Part Number: HFLANK6-3060

Alterations
 Part Number - (SET)
 HFLANK6-3030 - SET

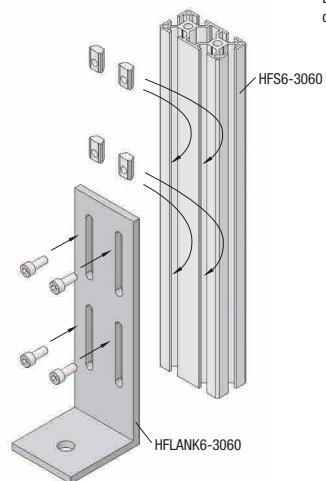
Alteration	Code	Spec.	Applicable Stand
Set of applicable Screws and Nuts	SET	Screws and nuts come in a set for mounting the anchor to an aluminum extrusion. Anchor bolts are not included. Screw → CBM Nut → HNTTP	HFLANK HFLANB
			6-3030
			6-3060
			8-4040 8-4080

⚠ When SET is specified, the product is not RoHS compliant.

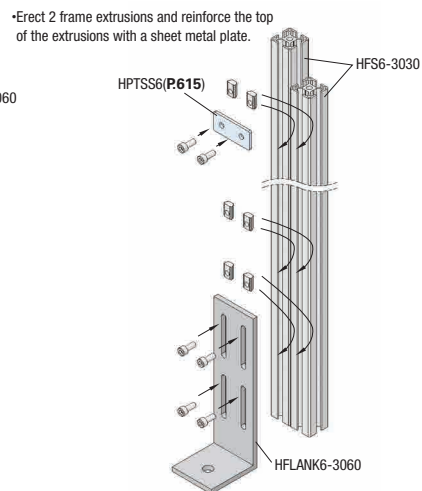
Example
 <Example of 1 Slot Extrusion>



<Example of 2 Slot Extrusion>



<Example of 1 Slot Extrusion x2>



HFTANK6-3030
HFTANK8-4040

HFTANK6-3060
HFTANK8-4080

HFTANM6-3030
HFTANM8-4040

HFTANM6-3060
HFTANM8-4080

Material: SPHC Surface Treatment: Trivalent Chromate

⚠ Since the inside of the rectangular cylinder is deep, surface treatment is thinly applied.

4-point Anchor Type

Part Number	Applicable Extrusion (Series)	Mass (g)	A	W	V	Applicable Set Screw (P.211)	Unit Price	Volume Discount Rate
HFTANK6	3030	HFS6-3030	1350	150	31	MSSF6-12	4	5~20
	3060	HFS6-3030*, HFS6-3060	1650	62	31	MSSF6-12	6	
HFTANK8	4040	HFS8-4040	1900	41	-	MSSF6-16	4	
	4080	HFS8-4040*, HFS8-4080	2210	82	41	MSSF6-16	6	

2-point Anchor Type

Part Number	Applicable Extrusion (Series)	Mass (g)	A	W	V	Applicable Set Screw (P.211)	Unit Price	Volume Discount Rate
HFTANM6	3030	HFS6-3030	800	150	31	MSSF6-12	4	5~20
	3060	HFS6-3030*, HFS6-3060	1000	62	31	MSSF6-12	6	
HFTANM8	4040	HFS8-4040	1100	41	-	MSSF6-16	4	
	4080	HFS8-4040*, HFS8-4080	1400	82	41	MSSF6-16	6	

* When erecting 2 aluminum extrusions, reinforce the extrusions with sheet metal plates. (See app. example.)
 ⚠ Applicable set screws are not included.

Ordering Example
 Part Number: HFTANK6-3030

Alterations
 Part Number - (SET)
 HFTANK6-3030 - SET

Alteration	Code	Spec.	Applicable Stand
Set of applicable Set Screw	SET	Set Screws for mounting the anchor to an aluminum extrusion come in a set. Anchor bolts are not included.	HFTANK6-3030 HFTANK8-4040 HFTANM6-3030 HFTANM8-4040
			HFTANK6-3060 HFTANK8-4080 HFTANM6-3060 HFTANM8-4080

Example
 HPTSS (P.615, 665)
 • When using the stands to erect 2 extrusions, use reinforcing Metal Plates (P.615, 665).

