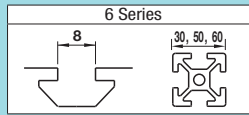


Angled Brackets

For 6 Series (Slot Width 8mm) Aluminum Extrusions



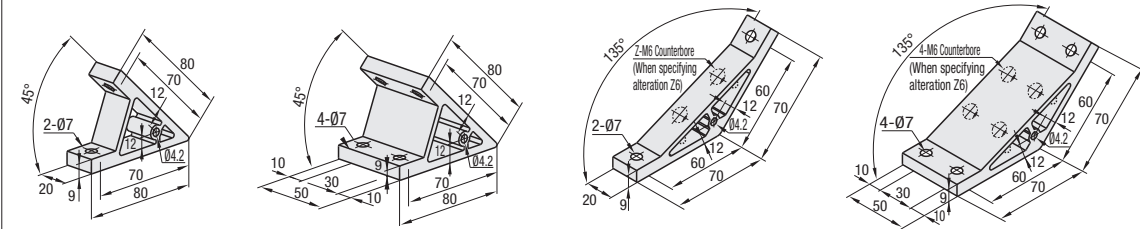
Features: Extruded Brackets to connect extrusions at angles.

Angled Brackets

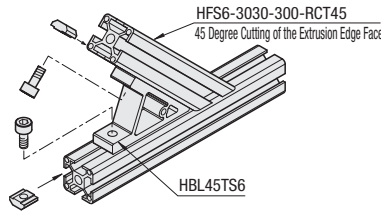


Material: A6N01SS-T5
Surface Treatment: Anodize

HBL45TS6 **HBL45TD6** **HBL135TS6** **HBL135TD6**



Part Number	Mass (g)	Applicable Screw, T Nut			Allowable Load (N)	Unit Price	Volume Discount Rate
		Screw	T Nut	Quantity			
HBL45TS6	58	CBM6-15	HNTT6-6	2	1176		
HBL45TD6	147			4	1960		
HBL135TS6	68			2	1176		
HBL135TD6	172			4	1960		



Ordering Example: Part Number **HBL45TS6**

Alterations: Part Number **HBL45TS6** - (C, SET, SST, SEU, SSU, SEP, SSP, Z6) **SET**

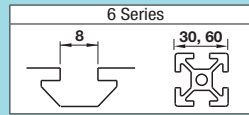
Alterations	Code	Spec.	Applicable Bracket
Mounting Hole Alteration for Cover	C	Adds taps on a bracket for cover mounting. (M5 on Both Sides, Depth 15mm) (Mounting Screw HCBM on P.754)	HBL45TS6 HBL45TD6 HBL135TS6
Counterbored Holes on 135 Degree Bracket	Z6	135 Degree Bracket Adds two counterbored holes on HBL135T (Applicable Screw: M6)	HBL135TS6
		Not available in combination with Applicable Screws and Nuts.	HBL135TD6

Alterations	Code	Spec.	Applicable Bracket
Applicable Screws and Nuts Set	SET	Applicable screws and nuts for fixing the brackets on extrusions come in a set. (Adds to the bracket price) (Ex.) When HBL45TS6 is specified: Code Screw Nut SET CBM6-15 HNTT6-6 SST SCB6-15 HNTTSN6-6 SEU CBM6-15 HNTU6-6 SSU SCB6-15 SHNTU6-6 SEP CBM6-15 HNTTP6-6 SSP SCB6-15 SHNTTP6-6 When specifying other than HBL45TS6, check for the applicable screws and nuts.	HBL45TS6
	SST		HBL45TD6
	SEU		HBL135TS6
	SSU		HBL135TS6
	SEP		HBL135TS6
	SSP		HBL135TD6

Included Screw is not RoHS compliant when -SET, -SEU or -SEP are specified.

Free Angle Brackets

For 6 Series (Slot Width 8mm) Aluminum Extrusions



Features: Extrusions can be connected at any arbitrary angles.

Free Angle Brackets

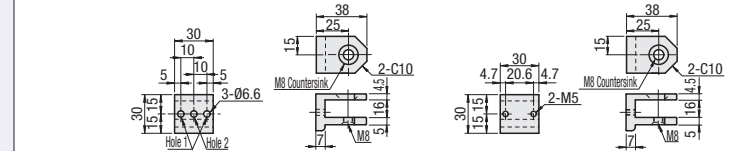


Extrusion Side Face Connection Type

HBLTBA30 (An order of quantity 1 includes 1 pc.)

Extrusion Cross Section Connection Type

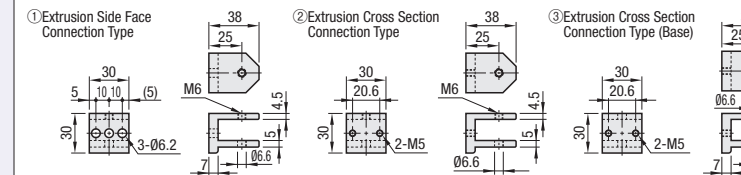
HBLTBBN30 (An order of quantity 1 includes 1 pc.)



Clamp Lever Type

HBLTBC30 (An order of quantity 1 includes 1 pc. each of ① and ③.)

HBLTBD30 (An order of quantity 1 includes 1 pc. each of ② and ③.)



Type	Material	Surface Treatment
HBLTBA30 HBLTBBN30 HBLTBC30 HBLTBD30	A6N01SS-T5	Anodize

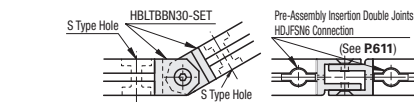
Part Number	Applicable Extrusion	Mass (g)	Accessory	Quantity	Unit Price	Volume Discount Rate
HBLTBA30	30 Square (HFS6)	33	M8x12	1		
HBLTBBN30	30 Square (HFS6)	35		1		
HBLTBC30	30 Square (HFS6)	86	CLDMC6-32-M	1		
HBLTBD30	30 Square (HFS6)	88		1		

Ordering Example: Part Number **HBLTBA30**



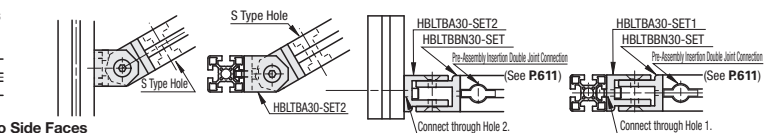
(1) Connection of Two End Sections

Two pieces of HBLTBBN are used to connect two end sections using Pre-Assembly Insertion Double Joints (P.611). (With Clamp Lever Type: HBLTBD30)



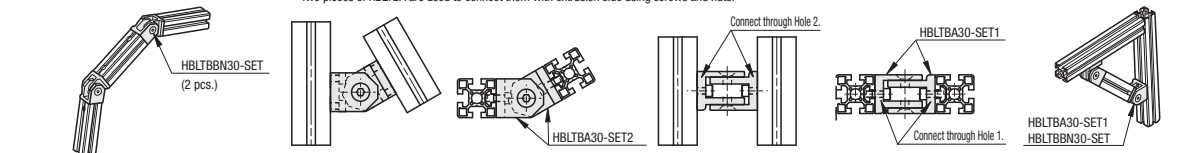
(2) Connection of Two Side Faces

To the extrusion side face, connect with HBLTBA, a screw and a nut. To the end face, use 1 HBLTBBN for 1 HBLTBA using Pre-Assembly Insertion Double Joint. (With Clamp Lever Type: HBLTBC30)



(3) Connection of Two Side Faces

Two pieces of HBLTBA are used to connect them with extrusion side using screws and nuts.



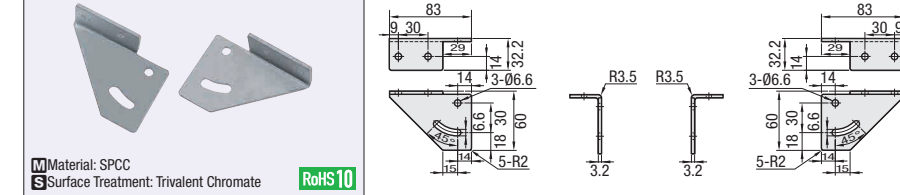
Features: Sheet Metal Brackets to fix at arbitrary positions.

Free Angle Sheet Metal Brackets

Material: SPCC
Surface Treatment: Trivalent Chromate

HBLPBL6

HBLPBR6



Part Number	Applicable Extrusion	Applicable Screw and Nut	Unit Price	Volume Discount Rate
HBLPBL6 HBLPBR6	30 Square (HFS6)	CBST6-12	4	100-150



Alterations	Code	Spec.	Applicable Bracket
Applicable Screws and Nuts Set	SET	Supplies a set of applicable screws and nuts for fixing the bracket to an extrusion.	HBLPBL6 HBLPBR6
Set with applicable screws, nuts and clamp levers.	SET1	Applicable Screw: 3 pcs. Clamp Lever (LNP): 1 pc. Flat Washer (PWF): 1 pc. Applicable Nut: 4 pcs. Set with the above items.	HBLPBL6 HBLPBR6