
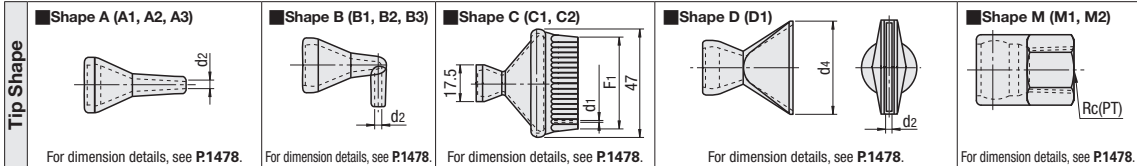
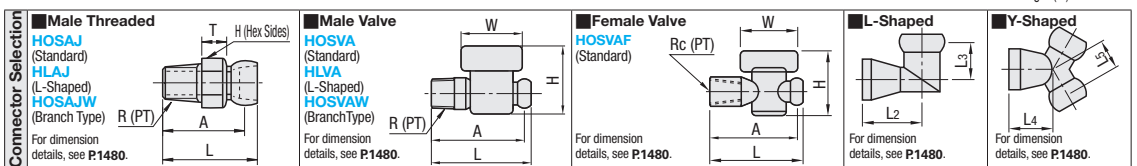
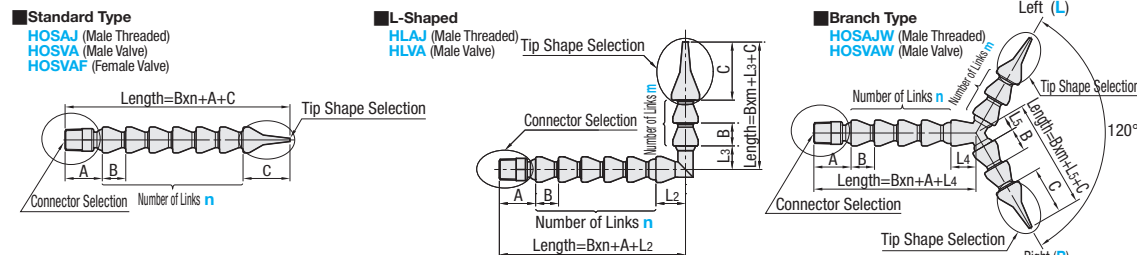


# Adjustable Hoses Set

# Adjustable Hoses Components / Installation Tools



RoHS 10



Standard Type		Hose Color Selectable	Number of Links n Configurable	Connector Thread Size (PT)		Tip Shape (For dimension details, see P.1478.)
Part Number	Hose Nominal			For Male Threaded (Selection)	For Female Valve / Female Valve (Fixed)	
HOSAJ (Male Threaded)	2	Not Specified (Blue) G (Gray) B (Black)	0-30	1 (R1/8)	2 (R/Rc1/4)	(Hose: Blue) A1, A2, A3, B1, B2, B3, C1, C2, D1, M1, M2 (Hose: Gray) A1, A2, A3, D1 (Hose: Black) A1, A2, A3, C1, C2, D1
HOSVA (Male Valve)	3			3 (R3/8)	3 (R/Rc3/8)	
HOSVAF (Female Valve)	4	Not Specified (Blue) G (Gray)	0-30	3 (R3/8)	4 (R/Rc1/2)	(Hose: Blue) A1, A2, A3, B1, B2, B3, D1 (Hose: Gray) A1, A2, A3, D1
	4			4 (R1/2)	4 (R/Rc1/2)	

\* Hose nominal size 3 is not selectable for Female Valve. The hose color for Female Valve is blue only.


L-Shaped Type Hose Body: Blue, Nozzle: Orange		Hose Color Selectable	Number of Links n Configurable	Connector Thread Size (PT)		Number of Links m Configurable	Tip Shape (For dimension details, see P.1478.)
Part Number	Hose Nominal			For Male Threaded (Selection)	For Female Valve (Fixed)		
HLAJ (Male Threaded)	2	Not Specified (Blue) G (Gray) B (Black)	0-30	1 (R1/8)	2 (R/Rc1/4)	0-20	A1, A2, A3, B1, B2, B3, C1, C2, D1, M1, M2
HLVA (Male Valve)	4			2 (R1/4)	4 (R/Rc1/2)		
				3 (R3/8)	4 (R/Rc1/2)		A1, A2, A3, B1, B2, B3, D1
				4 (R1/2)			

Branch Type Hose Body: Blue, Nozzle: Orange		Hose Color Selectable	Number of Links n Configurable	Connector Thread Size (PT)		Number of Links m Configurable	Tip Shape (For dimension details, see P.1478.)
Part Number	Hose Nominal			For Male Threaded (Selection)	For Female Valve (Fixed)		
HOSAJW (Male Threaded)	2	Not Specified (Blue) G (Gray) B (Black)	0-30	1 (R1/8)	2 (R/Rc1/4)	0-20	A1, A2, A3, B1, B2, B3, C1, C2, D1, M1, M2
HOSVAW (Male Valve)	4			2 (R1/4)	4 (R/Rc1/2)		
				3 (R3/8)			A1, A2, A3, B1, B2, B3, D1
				4 (R1/2)			

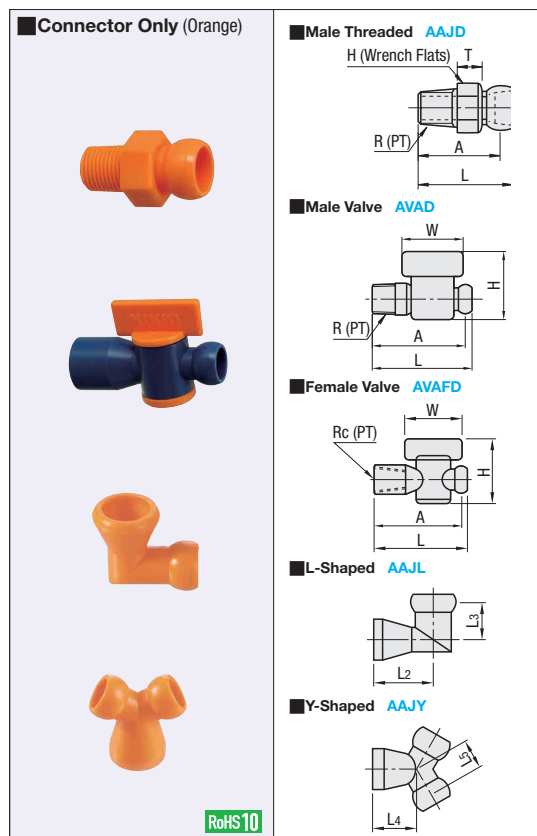
Part Number	Hose Color	Number of Links n	Connectors Thread Size	Number of Links m	Number of Links m Right (R)	Number of Links m Left (L)	Nozzle
(Standard) HOSVA2	B	20	2	-	-	-	D1
(L-Shaped) HLVA2	B	10	2	5	-	-	B1
(Branch) HOSVAW2	B	5	2	-	R10	L7	D1

Hose Nominal	Link Unit Price	Connector Unit Price			Nozzle Unit Price					L-Shaped Type / Branch Type Additional Price
		Shape AJ	Shape VA	Shape VAF	A1 A2 A3	B1 B2 B3	C1 C2	D1	M1 M2	
2										
3										
4										

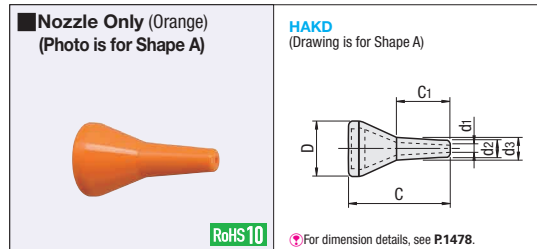
Price Calculation Example  
 -For Standard Type HOSAJ2-30-1-A1:  
 (Link Unit Price) x (Number of Links) + (Connector Unit Price) + (Nozzle Unit Price)  
 -For L-Shaped Type HLVA2-10-2-5-B1:  
 (Link Unit Price) x (Number of Links n + Number of Links m) + (Connector Unit Price) + (Nozzle Unit Price) + (L-Shaped Type Additional Price)  
 -For Branch Type HOSVAW2-5-2-R10-L7-D1:  
 (Link Unit Price) x (Number of Links + Number of Links on the Right + Number of Links on the Left) + (Connector Unit Price) + (Tip Shape Price for 2 pcs.) + (Branch Type Additional Price)



RoHS 10



RoHS 10



RoHS 10

Ordering Example	Part Number	Number of Links	Part Number	Nozzle	Part Number	Connector Thread Size
	HJD2	5	HAKD2	A1	AAJD2	1

Part Number		Number of Links	Hose I.D.	D	B	L1	Unit Price
Type	Hose Nominal						1 ~ 20 pc(s).
HJD	2	5	6.3	15.9	14.8	20.3	
	3						
	4						

Part Number		Connector Thread Size R (PT)	A	L	H	T	Unit Price
Type	Hose Nominal						1 ~ 20 pc(s).
AAJD	2	1 (R1/8)	23	26.3	14	7	
		2 (R1/4)					
	3	3 (R3/8)	27.3	32	19	8	
		4 (R1/2)					
4	3 (R3/8)	28	38.3	18.8	7.5		
	4 (R1/2)						

Part Number		Connector Thread Size R (PT)	A	L	H	W	Unit Price
Type	Hose Nominal						1 ~ 20 pc(s).
AVAD	2	2 (R1/4)	41	41	30	27	
	3	3 (R3/8)	45	45	34	25	
	4	4 (R1/2)	48.5	48.5	43	34	

Part Number		Connector Thread Size R (PT)	A	L	H	W	Unit Price
Type	Hose Nominal						1 ~ 20 pc(s).
AVAFD	2	2 (Rc1/4)	42	45	30	27	
	4	4 (Rc1/2)	58.2	64	63	34	

Part Number		AAJL		AAJY		Unit Price 1 ~ 20 pc(s).	
Type	Hose Nominal	L2	L3	L4	L5	AAJY	AAJL
AAJL (L-Shaped)	2	17	12	15.5	9.5		
AAJY (Y-Shaped)	4	23.5	16.5	23.5	19		

Part Number		Nozzle		Unit Price 1 ~ 20 pc(s).				
Type	Hose Nominal	Shape	No.	Shape A	Shape B	Shape C	Shape D	Shape M
HAKD	2	A B C D M	1					
			2					
			3					
	3		1					
			2					
			3					
	4		1					
			2					
				3				

### Special Mounting Tool for Adjustable Hose

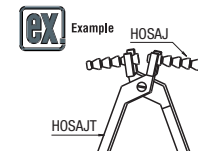


RoHS 10

Part Number	No.	Unit Price
HOSAJT	2	
	3	
	4	

Ordering Example	Part Number
	HOSAJT2

\* Hose body is fragile; handling requires careful attention.  
 \* Can be used for both installation and removal.



HOSAJT