

Fluid Couplers

No Valve Type

For combination of plugs and sockets, refer to P.1414.

No Valve Type Tapped Plugs

QNPFC (Brass) (SUS304)
QNPFS

Part Number Type	No.	Rc (PT)	D	d	L	L1	L2	Unit Price	
								QNPFC	QNPFS
QNPFC QNPFS	1	1/8	14	4.5	28.5	11	15.5		
	2	1/4	17	6.5	35	14	18		
	3	3/8	21	10	40	15	21.5		
	4	1/2	29	13	45	17	24		
	6	3/4	35	17	51	19	28		
	8	1	41	25	60	21	36.5		

No Valve Type Tapped Sockets

QNSFC (Brass) (SUS304)
QNSFS

Part Number Type	No.	Rc (PT)	D	d	L	L1	A	Unit Price	
								QNSFC	QNSFS
QNSFC QNSFS	1	1/8	18	4.5	27	9.5	14		
	2	1/4	24	8	32	13	19		
	3	3/8	28	12	35	13	23		
	4	1/2	35	16	42	17	29		
	6	3/4	45	20	48.1	19	38		
	8	1	57	26	59.3	21	50		

No Valve Type Threaded Plugs

QNPMC (Brass) (SUS304)
QNPMS

Part Number Type	No.	R (PT)	D	d	L	L1	L2	Unit Price	
								QNPMC	QNPMS
QNPMC QNPMS	1	1/8	12	4.5	32	10	15.5		
	2	1/4	14	6.5	38	13	18		
	3	3/8	19	10	43	13	21.5		
	4	1/2	23	13	52	17	24		
	6	3/4	32	17	59	19	28		
	8	1	41	25	73	22	36.5		

No Valve Type Threaded Sockets

QNSMC (Brass) (SUS304)
QNSMS

Part Number Type	No.	R (PT)	D	d	L	L1	A	Unit Price	
								QNSMC	QNSMS
QNSMC QNSMS	1	1/8	18	4.5	30	9	14		
	2	1/4	24	7	42	13	19		
	3	3/8	28	10	46	13	23		
	4	1/2	35	13	56	17	29		
	6	3/4	45	18	65.1	19	38		
	8	1	57	24	76.3	22	50		

No Valve Type Hose Connection Plugs

QNPHC (Brass) (SUS304)
QNPHS

Part Number Type	No.	B	D	d	L	L1	L2	Unit Price	
								QNPHC	QNPHS
QNPHC QNPHS	6	6.5	11	3	41	20	15.5		
	9	11	18	7	60	30	21.5		
	12	15	22	10	66	35	24		
	19	21	28	15	79	43	28		
	25	27	40	19	98	50	36.5		

No Valve Type Hose Connection Sockets

QNSHC (Brass) (SUS304)
QNSHS

Part Number Type	No.	B	D	d	A	L	L1	Unit Price	
								QNSHC	QNSHS
QNSHC QNSHS	6	6.5	18	3	16	40	20		
	9	11	28	7	25	60	30		
	12	15	35	10	32	69	35		
	19	21	45	15	40	84.1	43		
	25	27	57	19	52	95.3	50		

Select the Type No. identical to that of hose I.D.

Select the Type No. identical to that of hose I.D.

Ordering Exmpl Part Number QNPFC3

Specifications

Body Material	Brass	SUS304
Applicable Fluid	Water, Oil, Air	Water, Oil, Air
Seal Material	Nitrile Rubber	Fluoro Rubber
Operating Temperature Range*	-20~80°C	-15~180°C
Max. Operating Pressure	4.9MPa 2.9MPa for No. 6 or 8	7.4MPa 4.4MPa for No. 6 or 8
Pressure Resistant	7.4MPa 4.4MPa for No. 6 or 8	9.8MPa 6.4MPa for No. 6 or 8

* No Freezing

Flow Direction

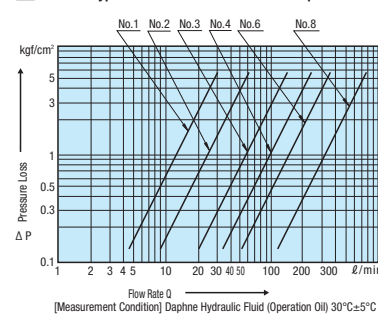
Fluids are allowed to flow from either the socket side or the plug side.

Plug, Socket Compatibility

Tapped No.	Threaded No.	Hose Connection No.
1	1	6
2	2	-
3	3	9
4	4	12
6	6	19
8	8	25

(Ex) ○ QNPFC2 / QNSMC2
 × QNPFC1 / QNSFC8 (Because the sizes are different)
 × QBPFC4 / QNSMC4 (Because the types are different)
 × QBPHT2 / QBSHT4 (Because the sizes are different)
 * They cannot be combined with couplers listed in other pages.

No Valve Type Pressure Loss - Flow Rate Properties



Fluid Couplers

Valve Type / High Flow Rate Valve Type / High Pressure Valve Type

For combination of plugs and sockets, refer to P.1414.

Valve Type Plugs

Type	Type		Material
	Standard Type	High Flow Rate	
QBPFC	QBPFC	QBPFC	Brass
QBPFS	QBPFS	QBPFS	SUS304

Part Number Type	No.	Rc (PT)	L	L1	B	Unit Price			
						QBPFC	QBPFS	QBPFC	QBPFS
QBPFC QBPFS QBPFC QBPFS	1	1/8	29	19	14				
	2	1/4	35.5(33)	22	17				
	3	3/8	39.9(37)	25.2	21				
	4	1/2	44	28	29				
	6	3/4	52	36.5	35				

* Values in () are for QBPFC and QBPFS.

210 High Pressure Valve Type Plugs

QBPHT

M Material: Special Carbon Steel S Surface Treatment: Trivalent Chromate

Part Number Type	No.	Rc (PT)	L	A	Wrench Flats	Unit Price
3	3/8	40	22.5	23		
4	1/2	44	27.5	29		
6	3/4	50	27.5	32		

Valve Type Sockets

Type	Type		Material
	Standard Type	High Flow Rate	
QBSFC	QBSFC	QBSFC	Brass
QBSFS	QBSFS	QBSFS	SUS304

Part Number Type	No.	Rc (PT)	L	D	P	B	Unit Price			
							QBSFC	QBSFS	QBSFC	QBSFS
QBSFC QBSFS QBSFC QBSFS	1	1/8	48	24	18(15.5)	14				
	2	1/4	58(55)	28	22(19)	17				
	3	3/8	65(62)	35	25(23.5)	21				
	4	1/2	71.7	45	35(32)	29				
	6	3/4	88	55	41(39)	35				

* Values in () are for QBSFC and QBSFS.

210 High Pressure Valve Type Sockets

QBSHT

M Material: Special Carbon Steel S Surface Treatment: Trivalent Chromate

Part Number Type	No.	Rc (PT)	L	D1	D2	Wrench Flats H	Unit Price
3	3/8	60	34	28.6	23		
4	1/2	72.2	43	38.5	35		
6	3/4	72.2	43	38.5	35		

350 High Pressure Valve Type Plugs

QBPHTP

M Material: Special Carbon Steel S Surface Treatment: Electroless Nickel Plating

Part Number Type	No.	Rc (PT)	L	A	E	H	Unit Price
QBPHTP	2	1/4	72	36	13	27	
	3	3/8	72	36	13	27	
	4	1/2	82.5	40.5	18	32	
	6	3/4	90	44.5	18	41	

350 High Pressure Valve Type Sockets

QBSHTP

M Material: Special Carbon Steel S Surface Treatment: Electroless Nickel Plating

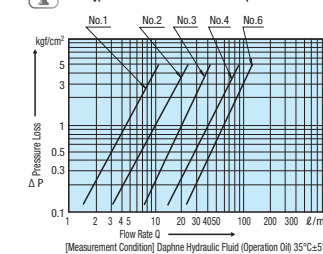
Part Number Type	No.	Rc (PT)	L	D	E	H	Unit Price
QBSHTP	2	1/4	82	34	13	30	
	3	3/8	82	34	13	30	
	4	1/2	93.5	41	16	36	
	6	3/4	105.5	49	18	46	

Ordering Exmpl Part Number QBPFC3

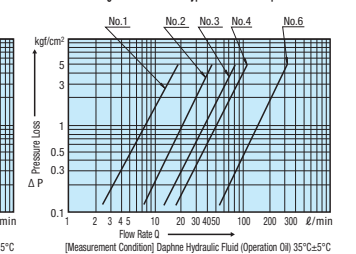
* For orders larger than indicated quantity, please check with WOS.

* For orders larger than indicated quantity, please check with WOS.

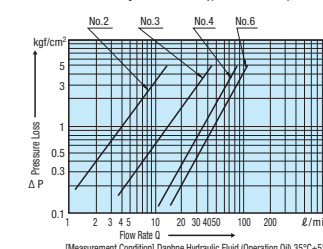
Valve Type Pressure Loss - Flow Rate Properties



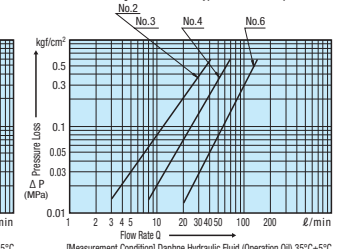
Pressure Loss for High Flow Rate Valve Type - Flow Rate Properties



Pressure Loss for 210 High Pressure Valve Type - Flow Rate Properties



Pressure Loss for 350 High Pressure Valve Type - Flow Rate Properties



Specifications

Body Material	Brass	SUS304	Special Carbon Steel
Applicable Fluid	Water, Oil, Air	Water, Oil, Air	Oil
Seal Material	Nitrile Rubber	Fluoro Rubber	Nitrile Rubber
Operating Temperature Range*	-20~80°C	-15~180°C	-20~80°C
Max. Operating Pressure	4.9MPa 2.9MPa for No. 6 or 8	7.4MPa 4.4MPa for No. 6 or 8	20.6MPa (210 Type) 34.3MPa (350 Type)
Pressure Resistant	7.4MPa 4.4MPa for No. 6 or 8	9.8MPa 6.4MPa for No. 6 or 8	30.9MPa (210 Type) 51.5MPa (350 Type)

* No Freezing

Plug, Socket Compatibility

Type	Plugs	Sockets	Combining Different Sizes
Standard	QBPFC QBPFS	QBSFC QBSFS	Not Possible
High Flow Rate Valve	QBPFC QBPFS	QBSFC QBSFS	
210 High Pressure Valve	QBPHT	QBSHT	
350 High Pressure Valve	QBPHTP	QBSHTP	

* They cannot be combined with couplers listed in other pages.

Flow Direction

Fluids are allowed to flow from either the socket side or the plug side.