Cantilever Shafts

Screw Mount with Tapped End

■Standard

Type	M Material	S Surface Treatment
FXHB	S45C Equivalent	Black Oxide
PFXHB		Electroless Nickel Plating
SFXHB	SUS304	-
PHFXHB	SCM435 Equivalent Hardness: 35 ~ 40HRC	Electroless Nickel Plating

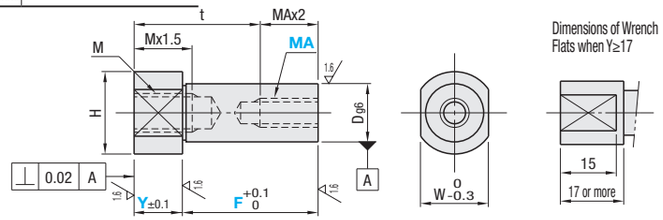

Part Number Type	No.	Dg6		1mm Increment Y	F	MA (Coarse) Selection	M (Coarse)	H	W	Unit Price FXHB	PFXHB	SFXHB	PHFXHB
FXHB / PFXHB / SFXHB / PHFXHB	6	6	-0.004 -0.012	2~60	5~100	3	M 3	10	8				
	6A							14	12				
	8	8	-0.005 -0.014			4	M 4	12	10				
	8A							16	14				
	10	10				4 5 6	M 6	15	13				
	10A							20	17				
	12	12	-0.006 -0.017		10~150	5 6 8	M 8	17	14				
	13	13						18	15				
	15	15				6 8 10	M10	20	17				
	16	16						21	18				
	17	17						23	20				
	18	18											
	20	20	-0.007 -0.020	4~75		6 8 10 12	M12	26	24				
	20A						M 8						
	22	22					M16	28	26				
	22A						M12						
	25	25				8 10 12 16	M16	31	27				
	25A						M12						
	30	30				8 10 12 16 20	M20	36	32				
	30A						M16						

D	M	t
6	M 3	11
8	M 4	12.5
10	M 6	14
12, 13	M 8	17
15	M10	20
16		
17		
18		
20	M12	25
22	M16	
25		31
30	M20	37

Specify dimensions Y and F not to make the dimension "t" less than the values in the table above.

■Stepped

Type	M Material	S Surface Treatment
FXJB	S45C Equivalent	Black Oxide
PFXJB		Electroless Nickel Plating
SFXJB	SUS304	-

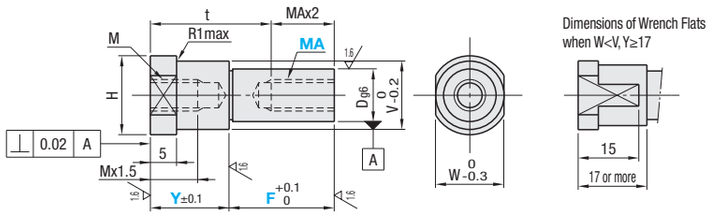

Part Number Type	No.	Dg6		1mm Increment Y	F	MA (Coarse) Selection	M (Coarse)	V	H	W	Unit Price FXJB	PFXJB	SFXJB
FXJB / PFXJB / SFXJB	6	6	-0.004 -0.012	7~60	5~100	3	M 3	8	10	8			
	6A							12	14	12			-
	8	8	-0.005 -0.014			4	M 4	10	12	10			
	8A							14	16	14			-
	10	10				4 5 6	M 6	13	15	13			
	10A							18	20	17			-
	12	12	-0.006 -0.017		10~100	5 6 8	M 8	15	17	14			
	13	13						16	18	15			
	15	15				6 8 10	M10	18	20	17			
	16	16						19	21	18			
	17	17						20	23	20			
	18	18						21					
	20	20	-0.007 -0.020	7~60		6 8 10 12	M12	24	26	24			
	20A						M 8						-
	22	22					M12	26	28	26			
	22A						M 8						-
	25	25				8 10 12 16	M16	29	31	27			
	25A						M12						
	30	30				8 10 12 16 20	M20	34	36	32			
	30A						M16						

D	M	t
6	M 3	11
8	M 4	12.5
10	M 6	14
12, 13	M 8	17
15	M10	20
16		
17		
18		
20	M12	25
22		
25	M16	31
30	M20	37

Specify dimensions Y and F not to make the dimension "t" less than the values in the table above.

When W<V, wrench flats W reaches O.D.V.

■Hex

Type	M Material	S Surface Treatment
LXHB	S45C	Black Oxide
PLXHB	Equivalent	Electroless Nickel Plating
SLXHB	SUS304	-

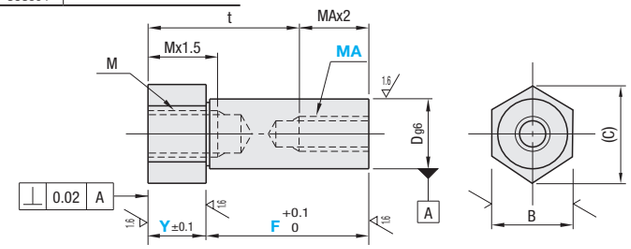

Part Number Type	No.	Dg6		1mm Increment Y	F	MA (Coarse) Selection	M (Coarse)	B	(C)	Unit Price LXHB	PLXHB	SLXHB
LXHB / PLXHB / SLXHB	6	6	-0.004 -0.012	2~60	5~100	3	M 3	8	9.2			
	8	8	-0.005 -0.014			4	M 4	10	11.5			
	10	10				4 5 6	M 6	13	15			
	12	12	-0.006 -0.017		10~150	5 6 8	M 8	14	16.2			
	13	13						17	19.6			
	15	15				6 8 10	M10	19	21.9			
	16	16										
	17	17										
	18	18						24	27.7			
	20	20	-0.007 -0.020	4~60		6 8 10 12	M12					
	22	22										
	25	25				8 10 12 16	M16	27	31.2			
	25A						M12					
	30	30				8 10 12 16 20	M20	32	36.9			
	30A						M16					

D	M	t
6	M 3	11
8	M 4	12.5
10	M 6	14
12, 13	M 8	17
15	M10	20
16		
17		
18		
20	M12	25
22		
25	M16	31
30	M20	37

Specify dimensions Y and F not to make the dimension "t" less than the values in the table above.

Ordering Example

Part Number	-	Y	-	F	-	MA
FXHB20	-	17	-	F25	-	MA10
FXJB12	-	24	-	F18	-	MA6

Alterations

Part Number	-	Y	-	F	-	MA	-	(YKC, WSC, APC)
FXHB25	-	50	-	F32	-	MA10	-	YKC- APC

	Y Dimension Tolerance	Four Wrench Flats	Adds a Pilot
Alterations	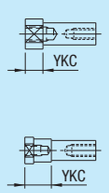	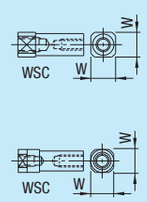	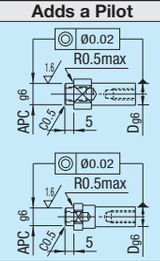
Code	YKC	WSC	APC
Spec.	Changes Y dimension tolerance to ±0.05. Applicable to all types. Ordering Code YKC	Changes from two wrench flats to four wrench flats. Applicable to Standard and Stepped Types. Ordering Code WSC	Adds a pilot to the shaft seat. Applicable to all types. Ordering Code APC

D	M	APCg6
6	M 3	6
8	M 4	8
10	M 6	10
12	M 8	12
13		13
15	M10	15
16		16
17		17
18		18
20	M12	20
22		22
25	M16	25
25A	M12	
30	M20	30
30A	M18	
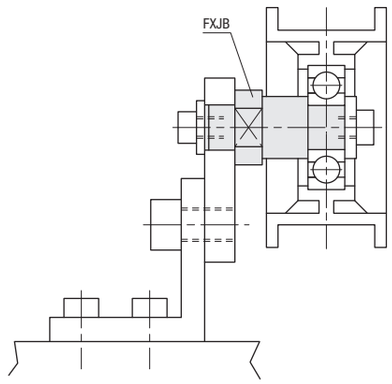
Example