

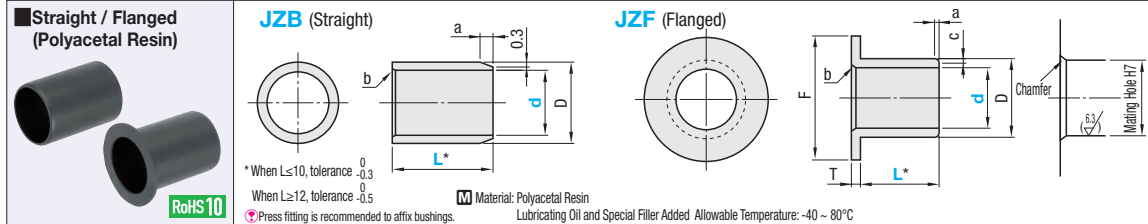
# Oil Free Bushings

## Polyacetal Resin / PTFE Resin

# Oil Free Resin Washers / Oil Free Bushing Housing Units -Flanged / Housing Units - Blocks

## Built-In Polyacetal Bushings

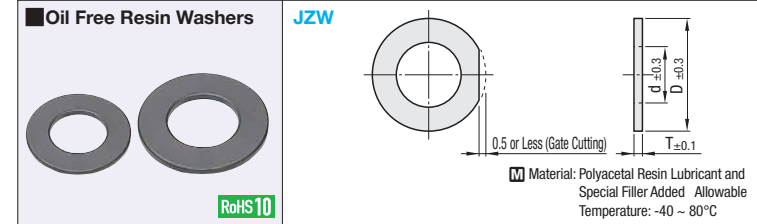
■ Features: Conforms to Food Sanitation Law. The bulk-purchase is a better deal.



Part Number Type	d (Tolerance after press fitting)	L										D	F	T	Chamfer		*1 Housing Dia.		*1 Shaft Diameter		
		L3	L4	L5	L6	L8	L10	L12	L15	L20	L25				L30	L40	L50	a	b	c	Ref. Dim.
Straight JZB	3																	5	+0.012	3	-0.010
	4																	6	0	4	0
	5																	7	+0.015	5	0
	6																	8	0	6	-0.012
	8																	10	0	8	0
	10																	12	+0.018	10	-0.015
	12																	14	0	12	0
	15																	17	0	15	0
	16																	18	0	16	-0.018
	Flanged JZF	18																	20	+0.021	18
20																		23	+0.021	20	0
22																		25	0	22	0
25																		28	0	25	-0.021
30																		34	+0.025	30	0
35																		39	0	35	0
40																		44	0	40	-0.025
50																		55	0	50	-0.025

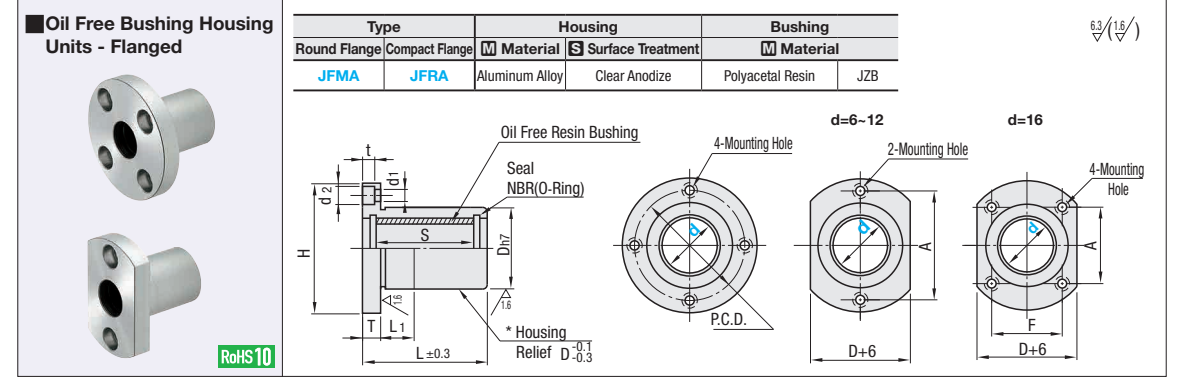
\* When selecting 3-3, 3-4, 4-3, 4-4, 4-6, 5-3, 5-4, 6-4 and 6-5 of Straight Type, a=0.5. d tolerance is the value after press fitting into ring gauge of d±0.002. \*1 Housing diameters and shaft diameters listed here are recommended dimensions. \* marked L dimension is applicable to JZB only. L dimension in ( ) is applicable to JZF only. I.D. Tolerance is guaranteed value after press fit.

■ Features: Supports a thrust load. The bulk-purchase is a better deal.



Part Number Type	No.	T	d	D	Unit Price
10		10.5	24		
12		12.5	28		
17		17	30		
23		23	39		

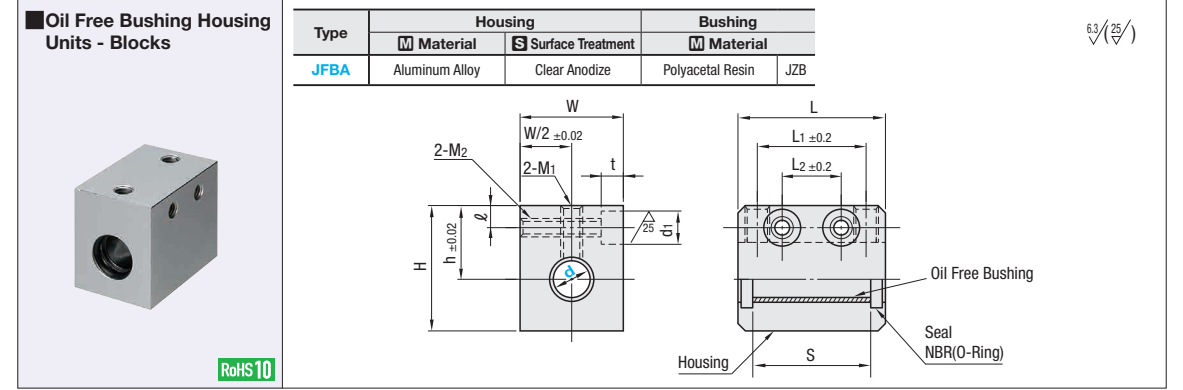
■ Features: Suitable for vertical use. Reduces the time of manufacturing and assembling the housing.



Part Number Type	d	Tolerance	Dh7	Tolerance	L	L1	S	H	T	d1	d2	t	P.C.D.	F	A	Unit Price	
																JFMA	JFRA
JFMA JFRA	6	+0.095 +0.045	12	0	19	5	13	28	5	3.5	6	3.1	20		20		
	8		15	-0.018	24	5	18	32	5	3.5	6	3.1	24		24		
	10	+0.120	19	0	29	10	21	40	6	4.5	7.5	4.1	29		29		
	12	+0.060	21	-0.021	30	10	21.6	42	6	4.5	7.5	4.1	32		32		
	16		28	0	37	10	26.6	48	6	4.5	7.5	4.1	38	22	31		

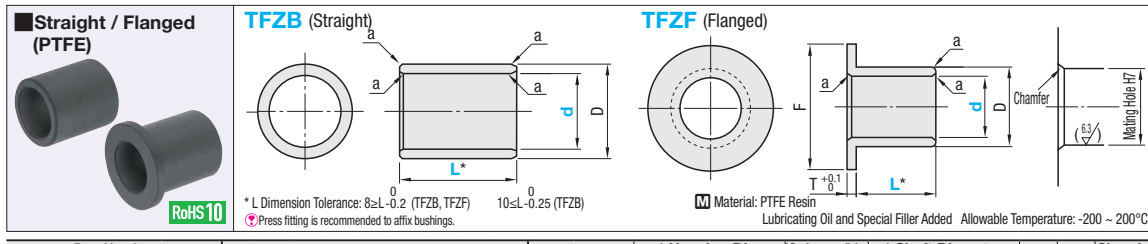
Flanged Height-Adjusting Spacers are selectable from P. 330.

■ Features: Best suitable for horizontal use. Reduces the time of manufacturing and assembling the housing.



Part Number Type	d	Tolerance	h	W	H	L	L1	L2	S	ℓ	M1	M2	d1xℓ	Unit Price
8		16	20	26	32	20	10	26	5	M5	M4	6x5 (for M3 Screws)		
10	+0.120	19	26	32	39	27	15	31	6	M6	M5	8x6 (for M4 Screws)		
12	+0.060	20	28	34	40	27	15	31.6	6	M6	M5	8x6 (for M4 Screws)		
16		27	36	49	47	32	18	36.6	7	M6	M5	9x7 (for M5 Screws)		

■ Features: Conforms to Food Sanitation Law and excels in chemical resistance.



Part Number Type	d (Tolerance before press fitting)	L										D	F	T	Chamfer a	
		L3	L4	L5	L6	L8	L10	L12	L15	L20	L25					L30
Straight TFZB	3															
	4															
	5															
	6															
	8															
Flanged TFZF	10															
	12															
	16															
	20															

Dimension tolerance is measured at +25°C. d tolerance is the value before press fitting into housing. \* Housing diameters and shaft diameters listed here are recommended dimensions.

Part Number Type	d	Unit Price														
		L3	L4	L5	L6	L8	L10	L12	L15	L20	L25	L30				
TFZB	3															
	4															
	5															
	6															
	8															
TFZF	10															
	12															
	16															
	20															

Ordering Example: Part Number - L  
JZB10 - 12  
TFZF12 - 15

Ordering Example: Part Number  
JZW10  
JFRA10  
JFBA8