

# [High Precision] Combination Stages

■ **Features:** Lightweight XYZ-Axis Cross Roller Stages made of aluminum alloy. Choose from combinations of XY-Axis profile heights and Z-axis stroke requirements.

## ■ Combination Stages



XYZPG




XYZLPG



XYZLSPG

■ **Features:** Combination Stages of Cross Roller as the base and Rotary/Goniometer Stages.

## ■ Combination Stages



①XYRPG



③XYRSPG



②XYZLRPG



④XYZLRSPG

☞ XY-Axis and Rotary Stage integrated P.1991

Part Number	Stage Configuration			Stage Surface (mm)	External Dimension (mm)			Travel Distance (mm)			Load Capacity (N)	Weight (kg)	Unit Price
	Type	No.	Bottom		Top	W	D	H	X	Y			
XYZPG	40	XYPG40 (P.1943)	ZPG40 (P.1968)	40x40	84.5	77.5	173.5	±6.5	±6.5	±6.5	9.8	0.48	
	60	XYPG60 (P.1943)	ZPG60 (P.1968)	60x60	98.5	91.5	178.5				19.6	0.95	
	80	XYPG80 (P.1943)	ZPG80 (P.1968)	80x80	149.5	135	236	±12.5	±12.5	±12.5	49.0	1.80	
XYZLPG	40	XYPG40 (P.1943)	ZLPG40 (P.1973)	40x40	96	77	80	±6.5	±6.5	±3.0	9.8	0.48	
	60	XYPG60 (P.1943)	ZLPG60 (P.1973)	60x60	116.5	91.5	95			±5.0	39.2	1.12	
	80	XYPG80 (P.1943)	ZLPG80 (P.1973)	80x80	150	135	95	±12.5	±12.5		29.4	2.00	
XYZLSPG	40	XYSPG40 (P.1945)	ZLPG40 (P.1973)	40x40	98.5	80.5	62	±6.5	±6.5	±3.0	7.8	0.40	
	60	XYSPG60 (P.1945)	ZLPG60 (P.1973)	60x60	120.5	96.5	77			±5.0	23.5	1.00	
	80	XYSPG80 (P.1945)	ZLPG80 (P.1973)	80x80	151	126	77	±12.5	±12.5		29.4	1.70	

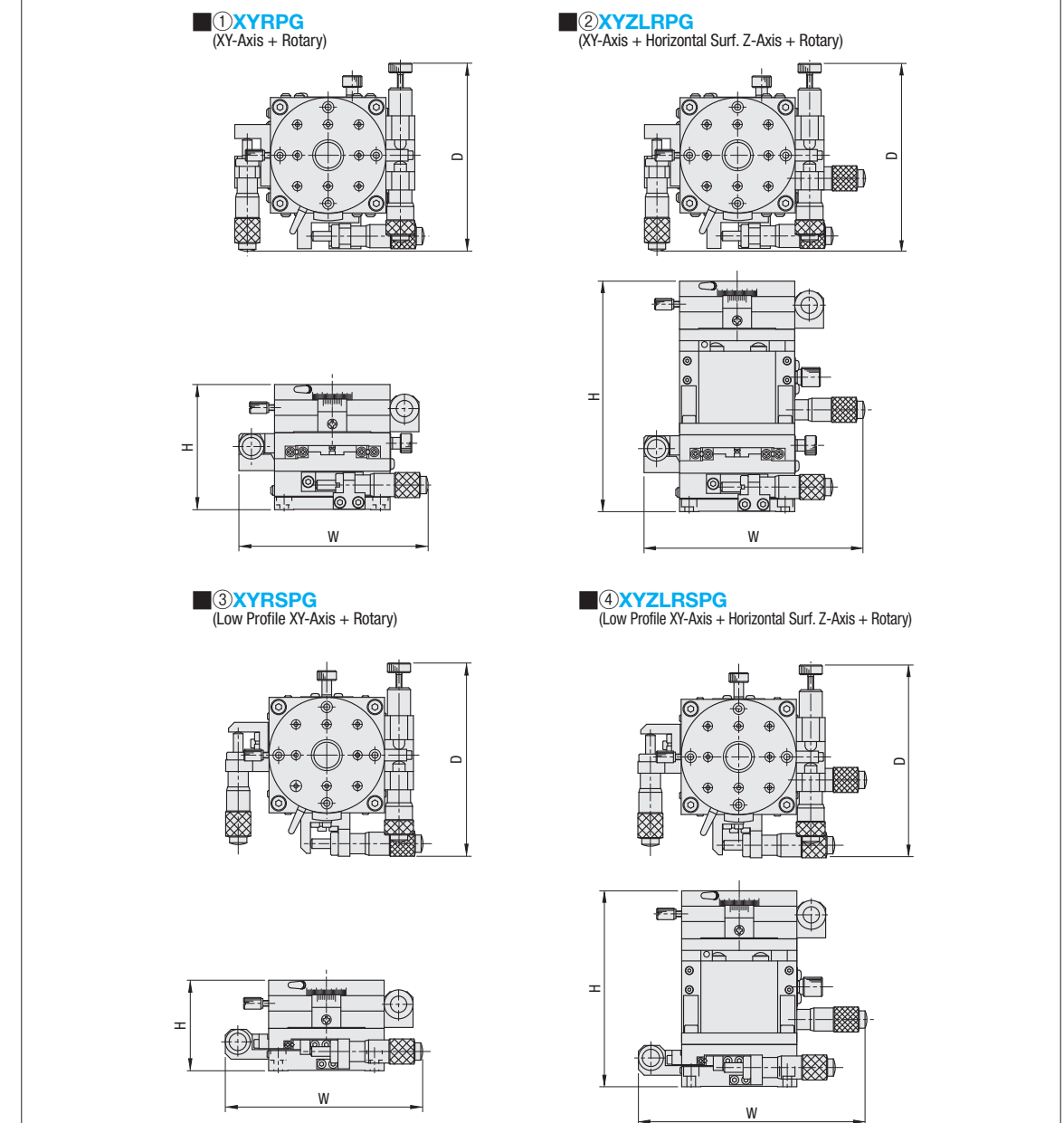
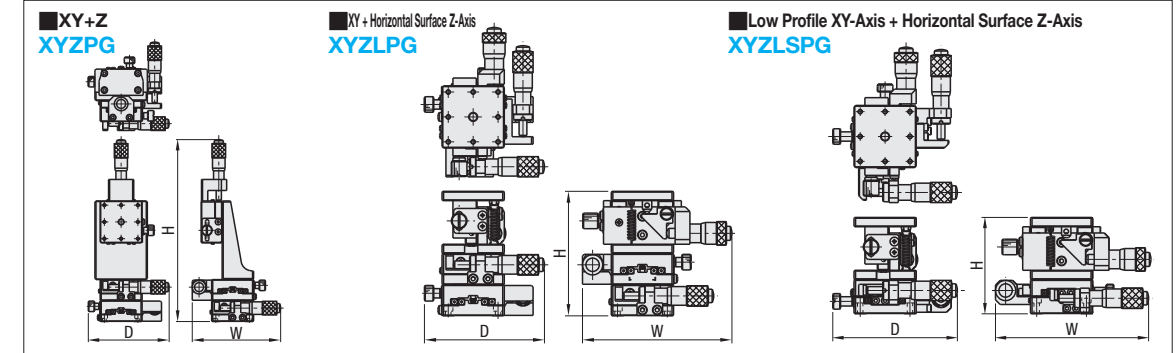
- ☞ For detailed dimensions, material and characteristics, see the CAD data and the catalog page for each stage.
- ☞ For included screw sizes, see the pages for the bottom stages.
- ☞ Knob Cover HDCVR13 (Sold Separately): Ø13 micrometer knob can be increased in diameter by installing the cover. ☞ P.2004
- ☞ Extension Cover HDEXT13 (Sold Separately): Ø13 micrometer head knob can be extended. ☞ P.2004

Combinations of Cross Roller stages listed in this catalog.

Part Number	Stage Configuration			Stage Surface (mm)	External Dimension (mm)			Travel Distance (mm)			Load Capacity (N)	Weight (kg)	Unit Price	
	Type	No.	Bottom		Middle	Top	W	D	H	X				Y
①XYRPG (XY-Axis + Rotary)	38	XYPG40 (P.1943)	RPG38 (P.1982)	-	038	84.5	81.5	60	±6.5	±6.5	-	Coarse 360°	9.8	0.37
	60	XYPG60 (P.1943)	RPG60 (P.1982)	-	060	98.5	95.5	65			-	Fine Feed ±5°	29.4	0.78
	85	XYPG80 (P.1943)	RPG80 (P.1982)	-	085	149.5	136	65	±12.5	±12.5	-		39.2	1.48
②XYZLRPG (XY-Axis + Horizontal Surf. Z-Axis + Rotary)	38	XYPG40 (P.1943)	ZLPG40 (P.1973)	RPG38 (P.1981)	038	96	81.5	100	±6.5	±6.5	±3.0	Coarse 360°	8.9	0.57
	60	XYPG60 (P.1943)	ZLPG60 (P.1973)	RPG60 (P.1981)	060	116.5	95.5	120			±5.0	Fine Feed ±5°	29.4	1.40
	85	XYPG80 (P.1943)	ZLPG80 (P.1973)	RPG85 (P.1981)	085	149.5	136	120	±12.5	±12.5			24.7	2.48
③XYRSPG (Low Profile XY-Axis + Rotary)	38	XYSPG40 (P.1945)	RPG38 (P.1982)	-	038	98.5	82	42	±6.5	±6.5	-	Coarse 360°	8.8	0.29
	60	XYSPG60 (P.1945)	RPG60 (P.1982)	-	060	102.5	98	47			-	Fine Feed ±5°	26.4	0.68
	85	XYSPG80 (P.1945)	RPG80 (P.1982)	-	085	151	132	47	±12.5	±12.5	-		34.3	1.18
④XYZLRSPG (Low Profile XY-Axis + Horizontal Surf. Z-Axis + Rotary)	38	XYSPG40 (P.1945)	ZLPG40 (P.1973)	RPG38 (P.1981)	038	98	82	82	±6.5	±6.5	±3.0	Coarse 360°	6.8	0.49
	60	XYSPG60 (P.1945)	ZLPG60 (P.1973)	RPG60 (P.1981)	060	120.5	98	102			±5.0	Fine Feed ±5°	20.6	1.28
	85	XYSPG80 (P.1945)	ZLPG80 (P.1973)	RPG85 (P.1981)	085	151	132	102	±12.5	±12.5			22.5	2.18

- ☞ For detailed dimensions, material and characteristics, see the CAD data and the catalog page for each stage.
- ☞ For included screw sizes, see the pages for the bottom stages.
- ☞ Knob Cover HDCVR13 (Sold Separately): Ø13 micrometer knob can be increased in diameter by installing the cover. ☞ P.2004
- ☞ Extension Cover HDEXT13 (Sold Separately): Ø13 micrometer head knob can be extended. ☞ P.2004

Ordering Example  
Part Number  
XYZRPG38



☞ The shapes are different depending on the size. See details on CAD data.