


Clamp Units, Toggle Clamps

Clamp Units Toggle Clamps



Product Name	Buffered Pusher Pins	Slide Pushers	Spring Clamps - Small / Large	Spring Side Clamps, Tip Attachments
Page	1790	1790	1791	1792




Toggle Clamps - Hold Down, Horizontal Standard Handle	Hold Down, Horizontal Standard Handle / High Arm Type	Hold Down, Horizontal Standard Handle (Straight Base)
1795	1796	1797




Hold Down, Horizontal Long Handle	Hold Down, Horizontal Handle (Flange Base)	Hold Down, Horizontal Handle (Straight Base / Side Mount Base / Flange Base)
1798	1799	1800



Side Push-Pull Free Mounting Direction / Horizontal	Hold Down, Vertical Handle (Flange Base)	Hold Down, Vertical Handle (Straight Base)	Hold Down, Vertical Handle, Long Arm (Flange Base)
1801	1802	1803	1804



Hold Down, Vertical Handle, Long Arm (Straight Base)	Vertical Handle (Flange Base / Straight Base)	Vertical Handle, Welded Tip Screw / High Arm	Two-Pronged	Long Arm
1805	1806, 1807	1808	1809	1809



Side Push (Flange Base)	Smooth Stroke	Weld-On Clamps	Tips for Clamps
1810-1813	1813	1814	1815



Two-Pronged Clamp Arms	Clamp Arm Extension Kits	Clamp Brackets	Height-Adjusting Toggle Clamps	Extension Toggle Clamps
1816	1816	1816	1795, 1800, 1802, 1803, 1807	1795, 1804, 1806, 1816

Modular Assembler
Design Support
Service through
Assembling Parts
<http://jp.misumi-ec.com/mech/modular/>

Note that, for some of the types shown here, order might be unable to be received by the MISUMI Indonesia offices.

Buffered Pusher Pins / Slide Pushers

■ Features: Absorbs thrust force when attached to the tip of cylinder, holding the workpiece without damages.

Buffered Pusher Pins



Type	Pin			Body			Oil Free Bushing	Spring
	Material	Hardness	Surface Treatment	Material	Hardness	Surface Treatment	Material	Material
BFPP	SUM43	23~30HRC	Black Oxide	SUM43	23~30HRC	Black Oxide	PTFE	SWP-A

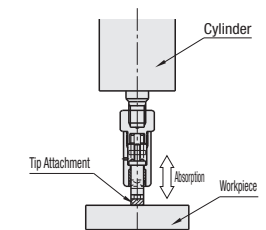
Load (N)	Spring			
	S (Soft)		H (Hard)	
	Set (Stroke 0)	max. (Stroke max.)	Set (Stroke 0)	max. (Stroke max.)
No.8	2.0	7.0	4.0	14.0
No.10	4.5	10.5	9.0	21.0
No.14	7.5	15.5	15.0	31.0

Values of applicable cylinder tube I.D. are for reference. Check for specifications of the cylinder in use.

Type	Spring	No.	D	P	S	(L)	L1	L2	L3	W1	W2	M1 (Coarse)	x1	x2	B	M2	Applicable Cylinder Tube I.D.	Unit Price
BFPP	S (Light Load)	8	13	6	5	45	9	26	10	11	5	M3	5	6	14	M8xP1.25	Ø20	
	H (Heavy Load)	10	16	8	6	53.5	10	31	12.5	14	7	M4	6	7.5	17	M10xP1.25	Ø25	
	H (Heavy Load)	14	22	12	8	78	15	45.5	17.5	21	10	M6	8	10	22	M14xP1.50	Ø40	

Ordering Example
Part Number
BFPP-S-10

Example
Use tip attachments suitable for shape and material of workpiece. Inner screw absorbs thrust force, holding the workpiece without damages.



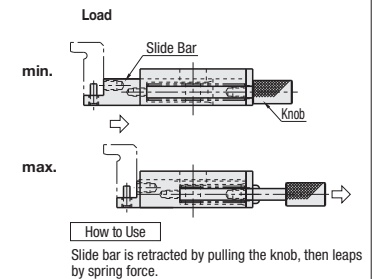
■ Features: Clamps a workpiece from the side by spring force.

Slide Pushers



Type	Body, Slide Bar		Spring	Shaft	Knob	Screw
	Material	Surface Treatment	Material	Material	Material	Material
SLDP	A6061	Clear Anodize	SUS304-WPB	SUS303	SUS303	SUS304 Equivalent

Tip attachments are not included. Use tip attachments suitable for shape and material of workpiece.



Type	Spring	Load (N)		Unit Price	Volume Discount Rate
		min.	max.		
SLDP	S (Light Load)	1.5	6.4	1 ~ 9 pc(s).	10 ~ 20 pcs.
	H (Heavy Load)	4.9	14.7		

Ordering Example
Part Number
SLDP-S

Example
Use tip attachments suitable for shape and material of workpiece. Clamps a workpiece from the side by spring force.

