

Conveyor Legs (Mounting Brackets)

Note that, for some of the types shown here, order might be unable to be received by the MISUMI Indonesia offices.

Transparent Covers for Conveyor

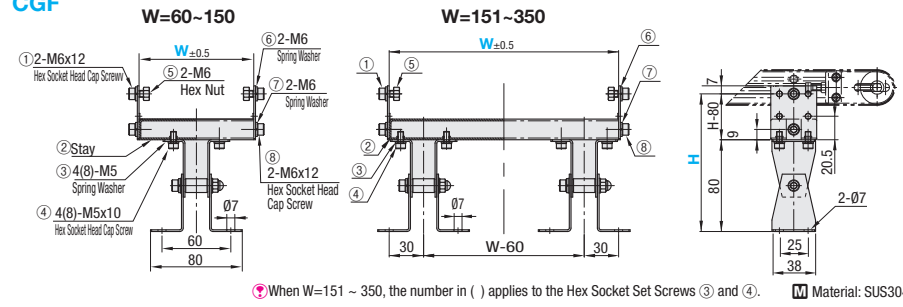
Dedicated web site <http://fa.misumi.jp/cvs/>
Conveyor selecting, component purchases,
and easy search for maintenance parts are available.

Conveyor Support Stands



RoHS 10

CGF



When W=151 ~ 350, the number in () applies to the Hex Socket Set Screws (3) and (4). Material: SUS304

W=Frame Width (See main conveyor pages)

Part Number	W 1mm Increment	H 1mm Increment	Unit Price
CGF	60-350	120-160	



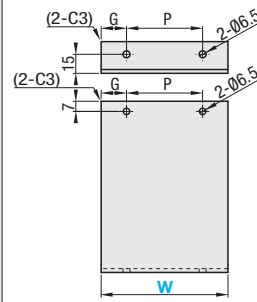
Ordering Example
Part Number - W - H
CGF - 220 - 120

Conveyor L Type Mounting Brackets

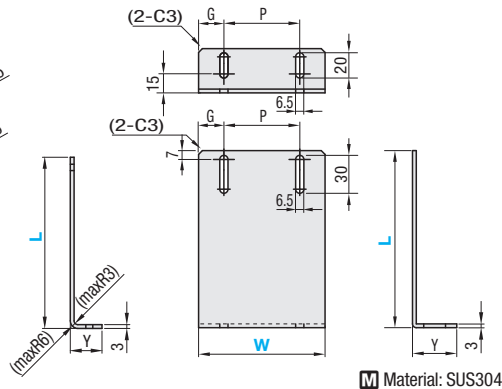


RoHS 10

LGBR (Standard Type)



LGBW (Slotted Hole Type)



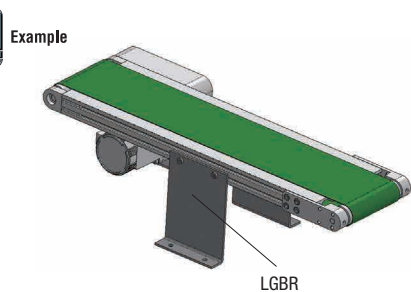
Material: SUS304

Part Number	W	L Selection	P	G	Y	Unit Price
Standard Type LGBR	30	140	20	5	25	
		200				
	60	140	40	10		
		200				
	100	140	60	20		
		200				



Ordering Example
Part Number - L
Type W
LGBR 60 - 200

Part Number	W	L Selection	P	G	Y	Unit Price
Slotted Hole Type LGBW	30	140	20	5	35	
		200				
	60	140	40	10		
		200				
	100	140	60	20		
		200				



LGBR

Transparent Covers for Conveyor

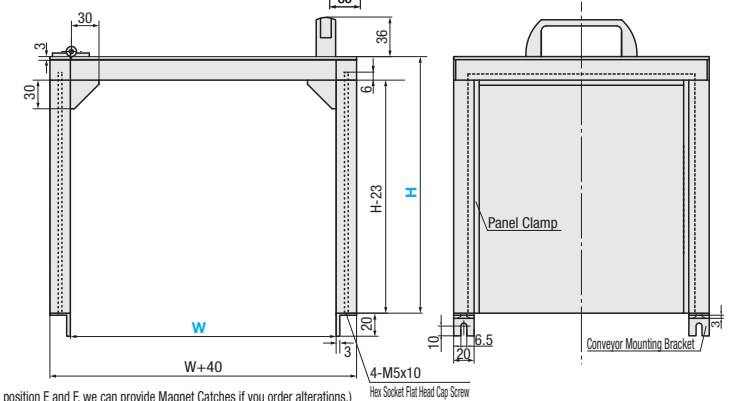
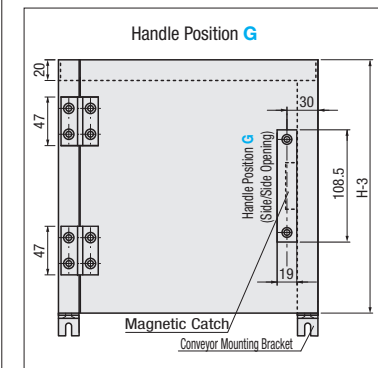
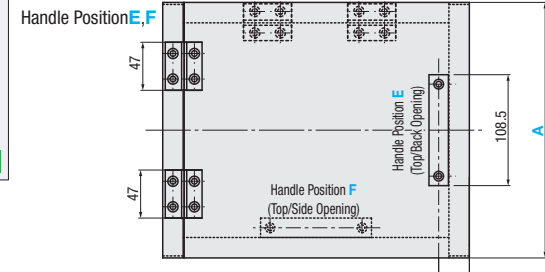


RoHS 10

Type	Material	Grade	Color	Light Transmittance
CTCA	PET	Standard	Transparent	87%
CTCB			Smoke Brown	28%
CTCT			Antistatic	77%

Components

No.	Product Name	Part Number
①	Aluminum Extrusion	HFS5-2020
②	PET Material (3mm thickness)	CTCA-PYA CTCB-PYBA CTCT-PYTA
③	Extrusion End Cap	HFC5-2020-S
④	Blind Joint Component	HMJ5
⑤	Panel Clamp	HSCP3H-S
⑥	Reversal Tabbed Bracket	Main Unit HBLFSN5 Hex Socket Head Cap Screw CBM5-10 Pre-Assembly Insertion Nut HNTT5-5
⑦	Hinge	Main Unit HHPNT5 Hinge Nut HHPNT5-2 Pre-Assembly Insertion Nut HNTT5-5 Extra Low Hex Head Cap Screw CBSA5-8
⑧	Pull Handle	Main Unit UPCN19-B-36 Nut for Pull Handle Dedicated Part Hex Socket Head Cap Screw CBM5-12
⑨	Conveyor Mounting Bracket	Main Unit Dedicated Part (Aluminum Alloy) Hex Socket Flat Head Cap Screw HFBGM5-B
⑩	Blind Bracket	HBLB5



When the handle position is G, Magnet Catches will be provided. (For the handle position E and F, we can provide Magnet Catches if you order alterations.)
The panel without the handle will have a transparent cover (PET) in the aluminum extrusion slots (with Panel Clamp HSCP3H-S).
Assembly will be required on your side. (The assembly instruction manual is included.)

Type	Handle Position	H		A		W		Unit Price		
		10mm Increment	1mm Increment	10mm Increment	1mm Increment	CTCA	CTCB	CTCT		
CTCA (transparent)	E (Top/Back Opening)	150~300	150~200	150~300						
			210~400	301~500						
CTCB (Smoke Brown)	F (Top/Side Opening)	150~300	150~200	150~300						
			210~400	301~500						
CTCT (Antistatic, transparent)	G (Side/Side Opening)	310~500	150~200	150~300						
			210~400	301~500						
			410~550	150~300						

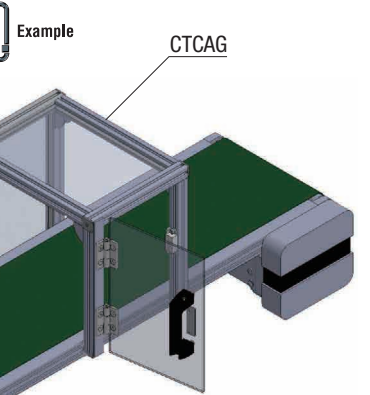


Ordering Example
Part Number - H - A - W
Type Handle Position
CTCA E - 200 - 150 - 300



Alterations
Part Number - H - A - W - (FCB, MGC, TK, TKL, TKR)
Type Handle Position
CTCA F - 200 - 150 - 300 - MGC
CTCT G - 300 - 300 - 200 - TKL

Alterations	Magnet Catches Included	Assembly and Shipping Services
Code	MGC	TK, TKL, TKR
Spec.	Magnet Catches (MGCC3) for an opening/closing window are included. Applicable to the handle position E and F only	We will fully assemble the product before shipping. Select TK for the handle position E and F, and select TKL (left) or TKR (right) for G.



CTCAG