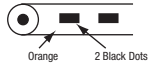


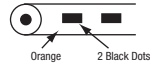
Centronics Connector Cable

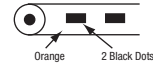
▼ DCEN, ND8, ND76, GLCT, GRNC, GRNC8 Series Product Page 0749 ~ 757, 759

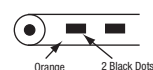
A, SB / WA Cable

Connector Included Cable Documents

When selecting 50-core			
CN1	Wire Core Identification	CN2	
	Example: Pin No. 6, Orange / Black 2		
Pin No.		Pin No.	
	Orange 2 Black Dots		
Pair Number	Cable Color	Line Color	
1	Orange	Black 1	1
26	Orange	Red 1	26
2	Gray	Black 1	2
27	Gray	Red 1	27
3	White	Black 1	3
28	White	Red 1	28
4	Yellow	Black 1	4
29	Yellow	Red 1	29
5	Pink	Black 1	5
30	Pink	Red 1	30
6	Orange	Black 2	6
31	Orange	Red 2	31
7	Gray	Black 2	7
32	Gray	Red 2	32
8	White	Black 2	8
33	White	Red 2	33
9	Yellow	Black 2	9
34	Yellow	Red 2	34
10	Pink	Black 2	10
35	Pink	Red 2	35
11	Orange	Black 3	11
36	Orange	Red 3	36
12	Gray	Black 3	12
37	Gray	Red 3	37
13	White	Black 3	13
38	White	Red 3	38
14	Yellow	Black 3	14
39	Yellow	Red 3	39
15	Pink	Black 3	15
40	Pink	Red 3	40
16	Orange	Black 4	16
41	Orange	Red 4	41
17	Gray	Black 4	17
42	Gray	Red 4	42
18	White	Black 4	18
43	White	Red 4	43
19	Yellow	Black 4	19
44	Yellow	Red 4	44
20	Pink	Black 4	20
45	Pink	Red 4	45
21	Orange	Black continuous	21
46	Orange	Red continuous	46
22	Gray	Black continuous	22
47	Gray	Red continuous	47
23	White	Black continuous	23
48	White	Red continuous	48
24	Yellow	Black continuous	24
49	Yellow	Red continuous	49
25	Pink	Black continuous	25
50	Pink	Red continuous	50
Hood	Shield		Hood / Terminal

When selecting 36-core			
CN1	Wire Core Identification	CN2	
	Example: Pin No. 6, Orange / Black 2		
Pin No.		Pin No.	
	Orange 2 Black Dots		
Pair Number	Cable Color	Line Color	
1	Orange	Black 1	1
19	Orange	Red 1	19
2	Gray	Black 1	2
20	Gray	Red 1	20
3	White	Black 1	3
21	White	Red 1	21
4	Yellow	Black 1	4
22	Yellow	Red 1	22
5	Pink	Black 1	5
23	Pink	Red 1	23
6	Orange	Black 2	6
24	Orange	Red 2	24
7	Gray	Black 2	7
25	Gray	Red 2	25
8	White	Black 2	8
26	White	Red 2	26
9	Yellow	Black 2	9
27	Yellow	Red 2	27
10	Pink	Black 2	10
28	Pink	Red 2	28
11	Orange	Black 3	11
29	Orange	Red 3	29
12	Gray	Black 3	12
30	Gray	Red 3	30
13	White	Black 3	13
31	White	Red 3	31
14	Yellow	Black 3	14
32	Yellow	Red 3	32
15	Pink	Black 3	15
33	Pink	Red 3	33
16	Orange	Black 4	16
34	Orange	Red 4	34
17	Gray	Black 4	17
35	Gray	Red 4	35
18	White	Black 4	18
36	White	Red 4	36
Hood	Shield		Hood / Terminal

When selecting 24-core			
CN1	Wire Core Identification	CN2	
	Example: Pin No. 6, Orange / Black 2		
Pin No.		Pin No.	
	Orange 2 Black Dots		
Pair Number	Cable Color	Line Color	
1	Orange	Black 1	1
13	Orange	Red 1	13
2	Gray	Black 1	2
14	Gray	Red 1	14
3	White	Black 1	3
15	White	Red 1	15
4	Yellow	Black 1	4
16	Yellow	Red 1	16
5	Pink	Black 1	5
17	Pink	Red 1	17
6	Orange	Black 2	6
18	Orange	Red 2	18
7	Gray	Black 2	7
19	Gray	Red 2	19
8	White	Black 2	8
20	White	Red 2	20
9	Yellow	Black 2	9
21	Yellow	Red 2	21
10	Pink	Black 2	10
22	Pink	Red 2	22
11	Orange	Black 3	11
23	Orange	Red 3	23
12	Gray	Black 3	12
24	Gray	Red 3	24
Hood	Shield		Hood / Terminal

When selecting 14-core			
CN1	Wire Core Identification	CN2	
	Example: Pin No. 6, Orange / Black 2		
Pin No.		Pin No.	
	Orange 2 Black Dots		
Pair Number	Cable Color	Line Color	
1	Orange	Black 1	1
8	Orange	Red 1	8
2	Gray	Black 1	2
9	Gray	Red 1	9
3	White	Black 1	3
10	White	Red 1	10
4	Yellow	Black 1	4
11	Yellow	Red 1	11
5	Pink	Black 1	5
12	Pink	Red 1	12
6	Orange	Black 2	6
13	Orange	Red 2	13
7	Gray	Black 2	7
14	Gray	Red 2	14
Hood	Shield		Hood / Terminal

