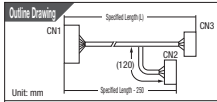


Connector Conversion / Branch Cable

Mitsubishi / Omron Supported Cable Connection Diagram Product Page 587 ~ 590

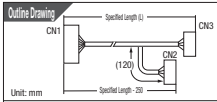
FM42D-A



Connection Diagram

CN1 FCN-367J040-AU-F	CN3 mch XG4M-2030-T
A1	20
A2	2
A3	3
A4	4
A5	5
A6	7
A7	8
A8	9
A9	11
A10	13
A11	15
A12	17
A13	19
A14	21
A15	23
A16	25
A17	27
A18	29
A19	31
A20	33
B1	35
B2	37
B3	39
B4	41
B5	43
B6	45
B7	47
B8	49
B9	51
B10	53
B11	55
B12	57
B13	59
B14	61
B15	63
B16	65
B17	67
B18	69
B19	71
B20	73
NC	75
NC	77

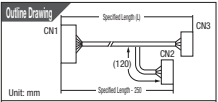
FM42E-A



Connection Diagram

CN1 FCN-367J040-AU-F	CN3 XG4M-2030-T
A1	1
A2	2
A3	3
A4	4
A5	5
A6	7
A7	9
A8	11
A9	13
A10	15
A11	17
A12	19
A13	21
A14	23
A15	25
A16	27
A17	29
A18	31
A19	33
A20	35
B1	37
B2	39
B3	41
B4	43
B5	45
B6	47
B7	49
B8	51
B9	53
B10	55
B11	57
B12	59
B13	61
B14	63
B15	65
B16	67
B17	69
B18	71
B19	73
B20	75

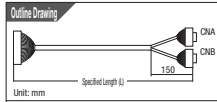
FM42F-A



Connection Diagram

CN1 FCN-367J040-AU-F	CN3 XG4M-2030-T
A1	1
A2	2
A3	3
A4	4
A5	5
A6	7
A7	9
A8	11
A9	13
A10	15
A11	17
A12	19
A13	21
A14	23
A15	25
A16	27
A17	29
A18	31
A19	33
A20	35
B1	37
B2	39
B3	41
B4	43
B5	45
B6	47
B7	49
B8	51
B9	53
B10	55
B11	57
B12	59
B13	61
B14	63
B15	65
B16	67
B17	69
B18	71
B19	73
B20	75

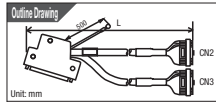
FM42G-A



Connection Diagram

CN1 FCN-367J040-AU-F	CN B 7920-6500SC
A1	2
A2	4
A3	1
A4	3
A5	5
A6	7
A7	9
A8	11
A9	13
A10	15
A11	17
A12	19
A13	21
A14	23
A15	25
A16	27
A17	29
A18	31
A19	33
A20	35
B1	37
B2	39
B3	41
B4	43
B5	45
B6	47
B7	49
B8	51
B9	53
B10	55
B11	57
B12	59
B13	61
B14	63
B15	65
B16	67
B17	69
B18	71
B19	73
B20	75

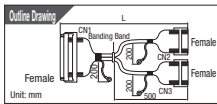
FM42H-A



Connection Diagram

CN1 FCN-361J040-AU	CN2 XG4M-1630-T
A19	1
A20	2
A3	3
A4	4
A5	5
A6	6
A7	7
A8	8
A9	9
A10	10
A11	11
A12	12
A13	13
B19	14
B20	15
B1	16
B2	17
B3	18
B4	19
B5	20
B6	21
B7	22
B8	23
B9	24
B10	25
B11	26
B12	27
B13	28
B14	29
B15	30
B16	31
B17	32
B18	33
B19	34
B20	35

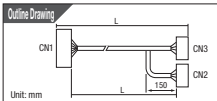
FM42VY-A



Connection Diagram

CN3	CN1	CN2
1	B20	A20
3	B19	A19
5	B18	A18
7	B17	A17
9	B16	A16
11	B15	A15
13	B14	A14
15	B13	A13
17	B12	A12
19	B11	A11
21	B10	A10
23	B9	A9
25	B8	A8
27	B7	A7
29	B6	A6
31	B5	A5
33	B4	A4
35	B3	A3
37	B2	A2
39	B1	A1

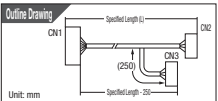
FM42RS-A



Connection Diagram

CN1 FCN367J040-AU-F	CN2 CN3 HIF3BA-20D-2.54R
1	20
2	19
3	18
4	17
5	16
6	15
7	14
8	13
9	12
10	11
11	10
12	9
13	8
14	7
15	6
16	5
17	4
18	3
19	2
20	1

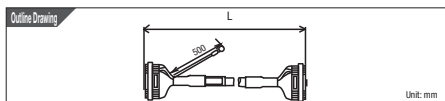
MM42A-A



Connection Diagram

CN1 XG4M-4030-T	CN3 XG4M-2030-T
1	20
2	19
3	18
4	17
5	16
6	15
7	14
8	13
9	12
10	11
11	10
12	9
13	8
14	7
15	6
16	5
17	4
18	3
19	2
20	1

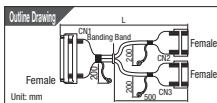
MM40C-A / MM40D-A



Connection Diagram

CN1 XG4M-4030-T	CN2 XG4M-3030-T
37	1
38	2
39	3
40	4
41	5
42	6
43	7
44	8
45	9
46	10
47	11
48	12
49	13
50	14
51	15
52	16
53	17
54	18
55	19
56	20
57	21
58	22
59	23
60	24
61	25
62	26
63	27
64	28
65	29
66	30
67	31
68	32
69	33
70	34
71	35
72	36
73	37
74	38
75	39
76	40

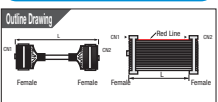
FM42VM-A



Connection Diagram

CN3	CN1	CN2
1	B20	A20
3	B19	A19
5	B18	A18
7	B17	A17
9	B16	A16
11	B15	A15
13	B14	A14
15	B13	A13
17	B12	A12
19	B11	A11
21	B10	A10
23	B9	A9
25	B8	A8
27	B7	A7
29	B6	A6
31	B5	A5
33	B4	A4
35	B3	A3
37	B2	A2
39	B1	A1

MM40A-A / MM40B-A



Connection Diagram

CN1 9940-6500SC	CN2 9940-6500SC
1	1
2	2
3	3
4	4
5	5
6	6
7	7
8	8
9	9
10	10
11	11
12	12
13	13
14	14
15	15
16	16
17	17
18	18
19	19
20	20
21	21
22	22
23	23
24	24
25	25
26	26
27	27
28	28
29	29
30	30
31	31
32	32
33	33
34	34
35	35
36	36
37	37
38	38
39	39
40	40